

HINO

NO.	OEM NO.	OTHERS NO.	CAR & MODEL	ENGINE CC	PICTURES
106150	16250-E0321				
106160	16250-E0330				
306160	16250-E0330				
106240	16250-E0060	AISIN: FCR001		K13C	
106270	16250-1730A 16250-1730			SS1E E13C	
306500	16250-E0580			SS2P 420 E-IV P11C	
106670	16250-E0600	170808C		J08E	
107350	16250-E0070 16250-1211				

107480	16250-E0210 16250-E0212			P11C	
108300	16250-E0040 16250-1311A S1625-01740 16250-1740A	AISIN : FCR-005 BEHR HELLA SERVICE : 8MV 376 791-371 HELLA : 376791371	HINO 500 Series MK 4 FC1322 J08C-TI HINO 500 Series MK 4 FC1324 J08C-TI HINO 500 Series MK 4 FC1324 J08C-TI HINO 500 Series MK 4 FC1726, GH1726 J08C-TI HINO 500 Series MK 4 FD1021 J08C-NA HINO 500 Series MK 4 FD1021 J08C-NA HINO 500 Series MK 4 FG1521 J08C-NA HINO 500 Series MK 4 FG1521 J08C-NA HINO 500 Series MK 4 FG1526 J08C-TI HINO 500 Series MK 4 FL2626 J08C-TI HINO 500 Series MK 4 FM2626 J08C-TI HINO 500 Series MK 4 FM2626 J08C-TI HINO 500 Series MK 4 FT1021 J08C-NA HINO 500 Series MK 4 FT1022 J08C-TI HINO 500 Series MK 4 GD1221 J08C-NA HINO 500 Series MK 4 GD1221 J08C-NA HINO 500 Series MK 4 GD1224 J08C-TI HINO 500 Series MK 4 GH1726, TT1726 J08C-TI HINO 500 Series MK 4 GT1322 J08C-TI HINO RK RK260 J08C-UK	7961 158 Platform / Chassis 7961 177 Platform / Chassis 7961 177 Dump Truck 7961 191 Platform / Chassis 7961 155 Platform / Chassis 7961 155 Dump Truck 7961 155 Dump Truck 7961 155 Platform / Chassis 7961 191 Dump Truck 7961 191 Platform / Chassis 7961 191 Dump Truck 7961 191 Platform / Chassis 7961 155 Truck Tractor 7961 158 Truck Tractor 7961 155 Platform / Chassis 7961 155 Dump Truck 7961 177 Platform / Chassis 7961 191 Dump Truck 7961 158 Truck Tractor 7961 191 Bus	
108630	16250-EW010		Hino 500 FM260JD J08E		

HEAVY DUTY TRUCK SERIES

BL NO. BL.02.52
CAR MODEL HINO TRUCK/RANGER
OEM NO. 447180-2910/447220-4442/447180-9070
COMPRESSOR TYPE 10S13C
PULLEY 135.5mm 1A 24V
YEAR 2003-



BL NO. BL.02.165
CAR MODEL HINO DOMINATOR 500 CF115
OEM NO. 88310-E0080
COMPRESSOR TYPE 10S13C
PULLEY 135mm 1A 24V
YEAR



BL NO. BL.02.137
CAR MODEL HINO EXCAVATOR
OEM NO.
COMPRESSOR TYPE 10S15C
PULLEY 140mm 1A 24V
YEAR



BL NO. BL.02.138
CAR MODEL HINO TRUCK
OEM NO.
COMPRESSOR TYPE 10S15C
PULLEY 130mm PV10 24V
YEAR



BL NO. BL.02.147
CAR MODEL HINO TRUCK
OEM NO. 88310E0020
COMPRESSOR TYPE 10S15C
PULLEY 140mm PV10 24V
YEAR 2018-






















BL NO. BL.02.118
CAR MODEL HINO 700 TRUCK/TRACTOR
OEM NO. 4472205543/2473002550/883101760B/4472205544
COMPRESSOR TYPE 10S15C
PULLEY 140mm PV6 24V
YEAR 2004-























BL NO. BL.02.139
CAR MODEL HINO EXCAVATOR
OEM NO.
COMPRESSOR TYPE 10S15C
PULLEY 142.5mm 1A 24V
YEAR























	序号	适用车型	产品编号	图片
	NO.	Application car	OEM	Picture
日野 HINO	1	Hino Ranger, FC3JJE	45440-9340	
	2	FD3J, RANGER 5 1996-	S4544-09340	
	3	Hino FD, Hino Range	45440-7631	
	4	Hino Ranger	45440-6370	
	5	Hino Ranger	45440-1780	
日野 HINO	6	w04d n04c j05c j05e	45440-3771	
	7	Hino Ranger	45440-3870	
	8	HINO FF	45440-3912	
	9	Hino Ranger	45440-3922	

日野 HINO	10	Hino Ranger	45440-3981	
	11	Hino Ranger	45440-4890	
	12	Hino Truck	45440-5040	
	13	Hino Truck	45440-5540	
	14	Hino Truck	45440-3771-1	
	15	Hino Truck	45440-5780	
	16	Hino Truck	45440-4890	
	17	Hino Truck	45440-6551	
	18	Hino Truck	45440-6820	
19	Hino Truck	45440-6840		











日野 HINO	20	Hino Truck	45440-7040	
	21	Hino Truck	45440-7280	
	22	Hino Truck	45440-7350	
	23	Hino Truck	45440-7690	
	24	Hino Truck	45440-7991	
	25	Hino Truck FS,FS1K,LSH	45440-7711	
	26	Hino Truck MGH	45440-4251	
	27	Hino Truck SG3M	45440-7970	
	28	Hino Truck AK3H	45440-8270	
	29	Hino Truck AK3H, AKSH	45440-8290	

日野 HINO	30	Hino Truck RK1J	45440-9110	
	31	Hino Truck RK1J	45440-9120	
	32	Hino Truck AK1J	45440-9180	
	33	Hino Truck GH,SG1J	45440-9361	
	34	Hino Truck SG,2PDLA	45440-9500	
	35	Hino Truck AK1J	45440-9520	
	36	Hino Truck RM2K	45440-6100	
	37	Hino Truck FF,FLIJ	45440-9580	
	38	Hino Truck GH	45480-1900	
	39	Hino Truck GH	45480-1920	

日野 HINO	40	Hino Truck GH	45480-2511	
	41	Hino Truck GH	45480-2521	
	42	Hino Truck GH	45440-7122	
	43	Hino Truck GH	45480-2170	
	44	Hino Truck GH	45480-1681	
	45	Hino Truck GH	45440-6910	
	46	Hino Truck SS,FS,SH	45440-4152	
	47	Hino Truck GH	45440-39305	
	48	Hino Truck DUTRO,WU410R	45440-39236	
	49	Hino Truck RM2K	45440-8831	

日野 HINO	50	Hino Truck FS271	45440-6250	
	51	Hino Truck FS271	45440-5330	
	52	Hino Truck FS271	45440-5081	
	53	Hino Truck GF	45440-5082	
	54	Hino Truck EF750	45440-4310	
	55	Hino Truck RM2K	45440-8820	
	56	KL,KM,KQ	45430-1050 3-310-6611-07	
	57	hitech fm,fd,ff,ft,gd,kd,kg,sd,ef750,es271,ek100	45430-1690 45430-1611 45430-1600	
	58	hitech fm,fd,ff,ft,gd,kd,kg,sd,ef750,es271,ek100	45420-1690 45420-1611 45420-1600 45420-1550	
	59	FS,SH	45430-1740	

日野 HINO	60	FS,SH	45430-1750	
	61	270BUS	45430-1081	
	62	270BUS	45420-1081	
	63	KT-725/KR	45430-2060	
	64	FD2	45420-2060	
	65	FD2	45430-1710	
	66	FD2	45420-1710	
	67	2Y	45430-1100	
	68	2Y	45420-1100	
	69	KB	45430-1020	

日野 HINO	70	KB	3-303-6611-08	
	71	KB	45430-1790	
	72	fc	45420-1790	
	73	fc	45430-2740	
	74	MFB	45420-1940	
	75	MFB	45430-2470	
	76	MFB	45420-1560	
	77	GD	45430-1590	
	78	LB	45430-1230 45430-1250	
	79	LB	45420-1250	

日野 HINO	80	fm2p	45420-1590 44520-1590 45420-1512	
	81	fm2p	45420-2631 45420-2630 45420-2700	
	82	FC,FD1J	45430-2631 45430-2630 45430-2700	
	83	FC,FD1J	45430-1580 44530-1580	
	84	FC,FD1J	45420-1580 44520-1580	
	85	FC,FD1J	45430-1940	
	86	AKIJ,RM2K	45430-2391 45420-2390	
	87	AKIJ,RM2K	45430-1600B	
	88	AKIJ,RM2K	45420-1600B	
89	AKIJ,RM2K	S4543-02180		

	90	DOLPHIN	S4542-02250	
	91	DOLPHIN	45420-1750 45420-2180	
	20	PB14,PB14.6,PB16,340KW,375KW,300KW	3610101 20281887	
	21	PB14,PB14.6,PB16,340KW	3377201	

HINO



No.	OEM No.	TYPICAL ENGING	DAIKIN No.	Temco No.	FACING	SPLINE	PICTURE
					O.DX1.D (MMXMM)	TEETHXDIA (MMX MM)	
01	31250-1630 31250-1631	DM100	HND020U	HSDHN001	275X180	12X28.0	
02	31250-2610 31250-2612 31250-2631 31250-2640 31250-2830 31250-2950 31250-3150 31250-3151 31250-3152 31250-3153 31250-3360 31250-3970	EO7C	HND041Y	HSDHN002	300X190	10X38.0	
03	31250-1020 31250-1060 31250-1220 31250-2070	EH100	HND023	HSDHN003	300X190	12X28.0	
04	31250-1003 31250-1022 31250-1023 31250-1024 31250-1061 31250-1141 31250-1371 31250-1372 31250-1374 31250-1990 31250-1992 31250-3760	EC100	HND027	HSDHN004	300X190	12X35.0	
05	31250-3110 31250-3111 31250-4130	W04D	HND030U	HSDHN005	300X190	21X29.8	
06	31250-3040 31250-3041 31250-4100 31250-1083	EH700	HND001	HSDHN006	325X210	12X35.0	
07	31250-2461 31250-2621 31250-3200 31250-3201	EH700	HND008	HSDHN007	325X210	10X38.0	

ONIH

HINO





No.	OEM No.	TYPICAL ENGING	DAIKIN No.	Temco No.	FACING	SPLINE	PICTURE
					O.DX1.D (MMXMM)	TEETHXDIA (MMX MM)	
08	31250-2730 31250-2731 31250-2732 31250-2751 31250-4932		HND013	HSDHN008	350X220	10X44.5	
09	31250-2111 31250-2112	EL100	HND055	HSDHN009	350X220	16X45.0	
10	31250-4040 31250-4320	H06CT	HND058Y	HSDHN010	380X220	10X44.4	
11	31250-1040 31250-1300 31250-1310 31250-1311 31250-1530 31250-1540 31250-2660 31250-2870 31250-3050 31250-1045 31250-1046 31250-1240 31250-1312	EB300	HND002	HSDHN011	380X220	16X45.0	
12	31250-4701A		HND052	HSDHN012	410X250	10X44.4	
13	31250-3440 31250-2500 31250-3171		HND006	HSDHN013	410X250	18X50.8	
14	31250-3290 31250-3291 31250-3300 31250-3821 31250-3823 31250-3920 31250-4171 31250-4172 31250-4490 31250-4491 31250-4500 31250-4640 31250-4641	H17C	HND009W	HSDHN014	430X250	10X50.7	




HINO

HINO



No.	OEM No.	TYPICAL ENGING	DAIKIN No.	Temco No.	FACING	SPLINE	PICTURE
					O.DX1.D (MMXMM)	TEETHXDIA (MMX MM)	
15	31250-1052 31250-2390	EK100	HND028	HSDHN015	430X252	16X45.0	
16	31250-2450 31250-2451 31250-2490 31250-2491 31250-2492 31250-2720 31250-3060 31250-4050	EK100	HND015S	HSDHN016	430X252	18X50.0	

SUZUKI

No.	OEM No.	TYPICAL ENGING	DAIKIN No.	Temco No.	FACING	SPLINE	PICTURE
					O.DX1.D (MMXMM)	TEETHXDIA (MMX MM)	
01	22400-50B00 22400-50X00 22400-82020	G10	SZD007	HSDSZ001	160X110	18x19.1	
02	22400-78010 22400-78011 22400-78012 22400-78013 22400-78014 22400-78015 22400-84010	F5A	SZD001	HSDSZ002	160X110	32x17.4	
03	22400-53E00 22400-53E01 22400-54A00 22400-64D01 22400-64D02	F5A	SZD024 SZD800	HSDSZ003	170X110	18X19.14	

MITSUBISHI



No.	OEM No.	TYPICAL ENGING	DAIKIN No.	ASCO No.	Temco No.	FACING	P.C.D	TYPE	PICTURE
						O.DX1.D (MMXMM)			
18	ME550221	8DC8	MFC523		HSCMF03-0018	434x248	456	LS	
	ME550475	6D22T	MFC543						
	ME550477	8DC8	MFC548						
	ME500800	4DRT/4M40	MFC556						
	ME550777	8DC10	MFC564						
	ME550208	8DC8	MFC573						
	ME550174	8DC92	MFC575						


HINO

No.	OEM No.	TYPICAL ENGING	DAIKIN No.	ASCO No.	Temco No.	FACING	P.C.D	TYPE	PICTURE
						O.DX1.D (MMXMM)			
01	31210-2220	HOTC	HNC523		HSCHN04-0001	300x180	350	DT	
			HNC535						
	31210-2140	W04D	HNC544						
	3-445-3004-23	EC100		CR-301					
	31210-1111A			CR-302					
	31210-1552	EH300		CR-303					
	31210-1593	EH100		CR309					
			CR308						
			CR307						
02	31210-2050	J05C	HNC518		HSCHN04-0002	300x190	350	LS	
	31210-1930	H07C	HNC542						
			HNC503						
			HNC512						
03	31210-2240	HOTC	HNC525		HSCHN04-0003	325x210	368	DT	
	31210-1993	H06C.T		Cr310					
04	31210-1181	EH700	HNC543		HSCHN04-0004	325x210	368	LS	
	31210-2700	J08C	HNC546						
	31210-1972	EH700	HNC509						
	31210-2202	H07D	HNC519						
				Cr310					
05	31210-2284	HOTC	HNC521		HSCHN04-0005	353x220	379	LS	
	31210-2254	H06CT	HNC522						
	31210-2821	J07C.J08C	HNC540						
06	31210-1983	H06TC-T1	HNC517		HSCHN04-0006	380x240	405	LS	
	31210-2371	90.07-	HNC541						




ONIH

HINO



No.	OEM No.	TYPICAL ENGING	DAIKIN No.	ASCO No.	Temco No.	FACING O.DX1.D (MMXMM)	P.C.D	TYPE	PICTURE
07	31210-1066	EP100-T	HNC507		HSCHN04-0007	430x248	456	LS	
	31210-2042	M10U	HNC514						
	31210-2181	EP100-T	HNC532						
	31210-2265	M10U	HNC536						
	31210-2700	J05C	HNC546						

KIA

No.	OEM No.	TYPICAL ENGING	DAIKIN No.	ASCO No.	Temco No.	FACING O.DX1.D (MMXMM)	P.C.D	TYPE	PICTURE
01	MB301-16-401	B3/EG1	SCKI-101		HSCKI05-0001 daikin style	182x122	213	DT	
	KK150-16-460A	B3	SCKI-102						
	K201-16-410	B5SI	SCKI-103						
	MB302-16-410	B3	SCKI-156						
	MB302-16-410	B3	SCKI-185						
02	MB301-16-410B	B3 EG1	SCKI-101		HSCKI05-0002 valeo style	182x122	213	DT	
	K203-16-410A	B5 DI	SCKI-102						
	K201-16-410	B5SI	SCKI-103						
		B3EGI							
03	K930-16-410	B5 SI	SCKI-083		HSCKI05-0003	190x130	225	DT	



COMPLETE CYLINDER HEAD 缸盖总成

HINO 日野

PART REF	STYLE 车型	ENGINE 发动机号	CM ³ 排量	VALVE 气门数	YEAR 年份	REF.NO. 原厂编号	CYLINDER HEAD OE NO. 缸盖OE号	CAMSHAFT TCM NO. 凸轮轴编号	TAPPET TCM NO. 挺柱编号
129063101	Profia 700	J08C J08E	8.0L	24V	1992- 2004-	11101E0541	11101E0541		
129063102	Profia 700	P11C-UB	11L	24V	2004-	11101-E0B00 11101-E0B20	11101-E0B00 11101-E0B20		
129063103	Profia 700	P11C-ALL	11L	24V	2004-	11101-E0830	11101-E0830		
129063104	Profia 700	J05E	5.3L	16V	2005-	11101-E0B61	11101-E0B61	132063001	135063001
129063105	Profia Ranger	J05C	5.3L	16V	2000-	11183-78010	11183-78010	132063001	135063001



COMPLETE CYLINDER HEAD 缸盖总成

ISUZU 五十铃



PART REF	STYLE 车型	ENGINE 发动机号	CM ³ 排量	VALVE 气门数	YEAR 年份	REF.NO. 原厂编号	CYLINDER HEAD OE NO. 缸盖OE号	CAMSHAFT TCM NO. 凸轮轴编号	TAPPET TCM NO. 挺柱编号
129015106	Pickup Trooper	4JG2	2.5D	8V	1991- 1998	8-97023-182-1 8-97016-504-7	8-97023-182-1 8-97016-504-7		
129015117	Trooper	4JH1	3.0	8V	2001-	8-97255-100-3 8-97239-922-2 8-97361-245-0	8-97255-100-3 8-97239-922-2 8-97361-245-0		





COMPLETE CYLINDER HEAD 缸盖总成

ISUZU 五十铃

PART REF	STYLE 车型	ENGINE 发动机号	CM ³ 排量	VALVE 气门数	YEAR 年份	REF.NO. 原厂编号	CYLINDER HEAD OE NO. 缸盖OE号	CAMSHAFT TCM NO. 凸轮轴编号	TAPPET TCM NO. 挺柱编号
129015001	D-MAX MU-7	4JJ1 4JJ1-TC	3.0 DOHC	16V	2004-	8-97355-970-8 8973559708	8-97355-970-8 8973559708	132015001 132015002	136C15001





129015118	Forklifter	C240	2.0L	8V	1985-	5-11110-207-0	5-11110-207-0		
-----------	------------	------	------	----	-------	---------------	---------------	--	--



129015116	Pickup	4ZD1	2.3L	8V	1996-	T910 610 T910 613 T910 614	8-97119-761-1 8-97119-760-1 8-94159-192-0	132015102	136C15107
-----------	--------	------	------	----	-------	----------------------------------	---	-----------	-----------



129015119	Pickup Trooper	4ZE1	2.6L	8V	1988- 1990-	T910 611 T910 612 T910 616	8-97023-674-0 8-97111-155-0 8-97129-630-0	132015102	136C15107
-----------	-------------------	------	------	----	----------------	----------------------------------	---	-----------	-----------



COMPLETE CYLINDER HEAD 缸盖总成



ISUZU 五十铃


PART REF	STYLE 车型	ENGINE 发动机号	CM ³ 排量	VALVE 气门数	YEAR 年份	REF.NO. 原厂编号	CYLINDER HEAD OE NO. 缸盖OE号	CAMSHAFT TCM NO. 凸轮轴编号	TAPPET TCM NO. 挺柱编号
129015101	NPR	4HK1	5.2L	16V	1998-	8-98170617-0 8-97383041-1	8-98170617-0 8-97383041-1	132015150	136C15120
129015102	NPR	4HK1	5.2L	16V	1998-	8-98170617-0 8-97383041-1	8-98170617-0 8-97383041-1	132015150	136C15120



129015120	NPR	6HK1	7.8L	24V	1998-	8943924499	8943924499	132015132	136C15109
-----------	-----	------	------	-----	-------	------------	------------	-----------	-----------

129015121	NPR	6HK1	7.8L	24V	1998-	8943924499	8943924499	132015132	136C15109
-----------	-----	------	------	-----	-------	------------	------------	-----------	-----------

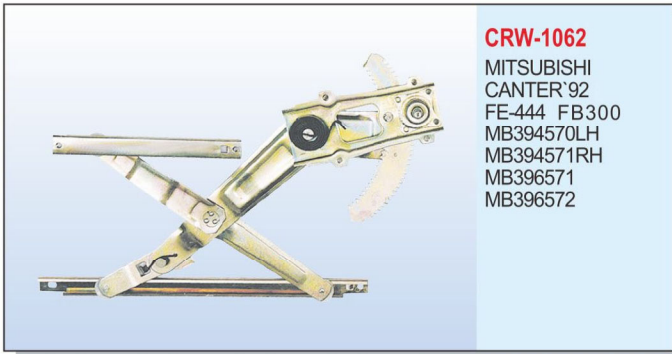




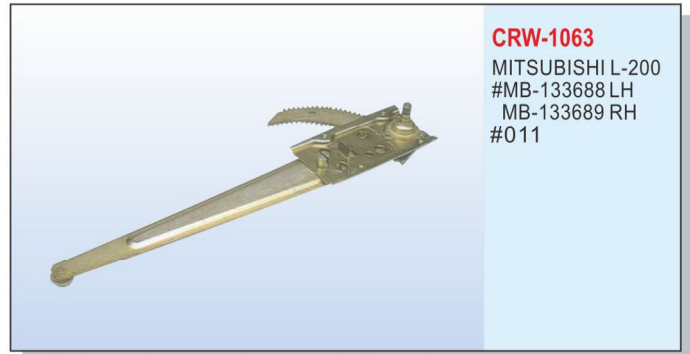
CRW-1060
 MITSUBISHI
 COLT T120'78
 MB-144817RH
 MB-144816LH




CRW-1061
 MITSUBISHI
 LANCER '83
 MB-133755LH
 MB-133756RH



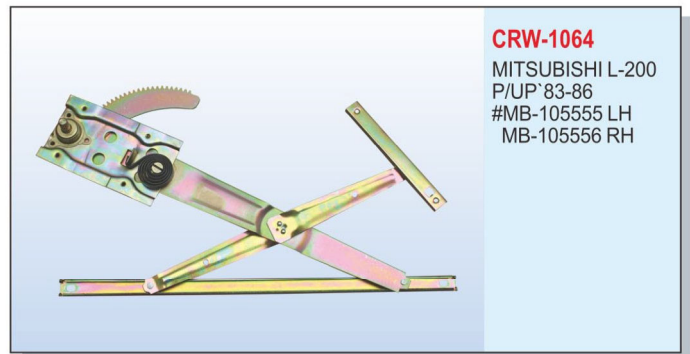
CRW-1062
 MITSUBISHI
 CANTER '92
 FE-444 FB300
 MB394570LH
 MB394571RH
 MB396571
 MB396572




CRW-1063
 MITSUBISHI L-200
 #MB-133688 LH
 MB-133689 RH
 #011




CRW-1063-2
 MITSUBISHI L-200
 92
 MR-144523
 MR-144524



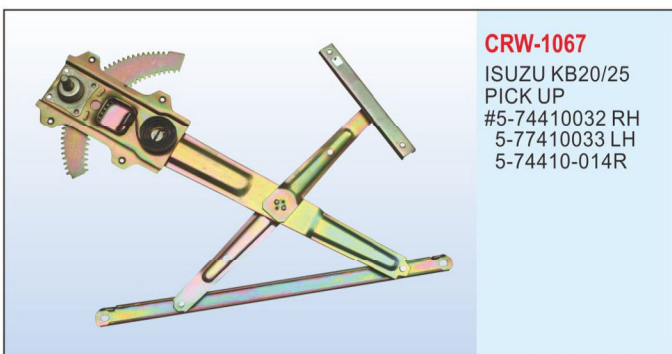
CRW-1064
 MITSUBISHI L-200
 P/UP '83-86
 #MB-105555 LH
 MB-105556 RH




CRW-1065
 MITSUBISHI PICK
 UP L-200 '87-96
 #MB-422171 LH
 MB-422172 RH




CRW-1066
 MITSUBISHI L-300
 DE '90
 #CB-421444...6 RH
 CB-421443...9 LH




CRW-1067
 ISUZU KB20/25
 PICK UP
 #5-74410032 RH
 5-77410033 LH
 5-74410-014R




CRW-1068
 ISUZU
 KB21,KB26,
 Kb41
 8-9421700RH
 8-9421701LH




CRW-1069
 ISUZU
 PICK UP
 TFR`88
 8-94434977-1R
 8-94434978-2L



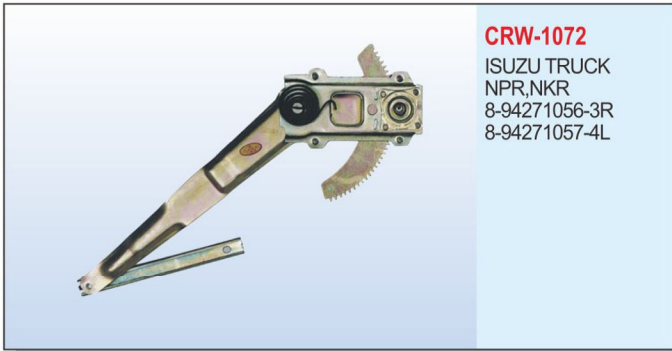
CRW-1070
 FOR ISUZU
 KB-26 88`
 PICK UP



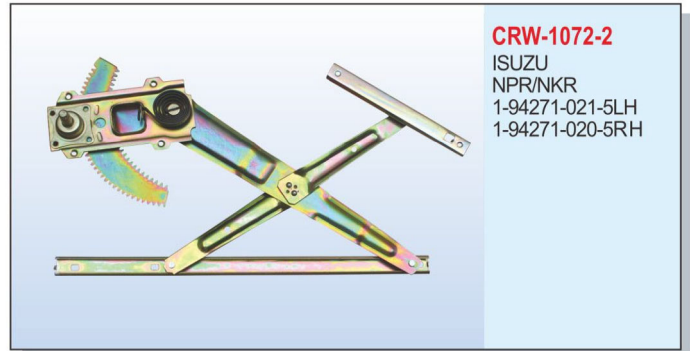
CRW-1070-2
 ISUZU
 FSR96
 RH:1-74418144-4
 LH:1-74418134-4




CRW-1071
 ISUZU
 TRUCK
 KS,KT,KLF 250
 5-74417001-6R
 5-74417002-6L




CRW-1072
 ISUZU TRUCK
 NPR,NKR
 8-94271056-3R
 8-94271057-4L



CRW-1072-2
 ISUZU
 NPR/NKR
 1-94271-021-5LH
 1-94271-020-5RH



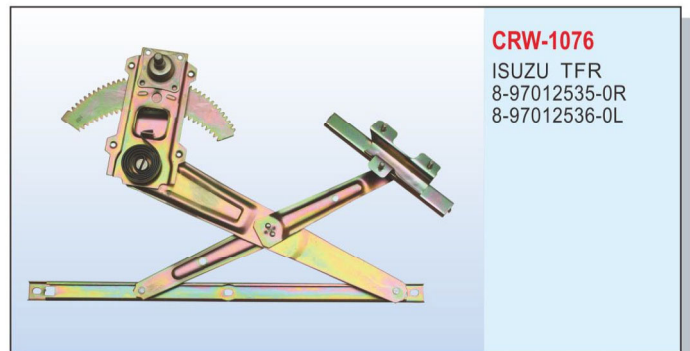
CRW-1073
 ISUZU
 TRUCK TX,TS,TD.
 9-67210309 LH
 9-67210308 RH



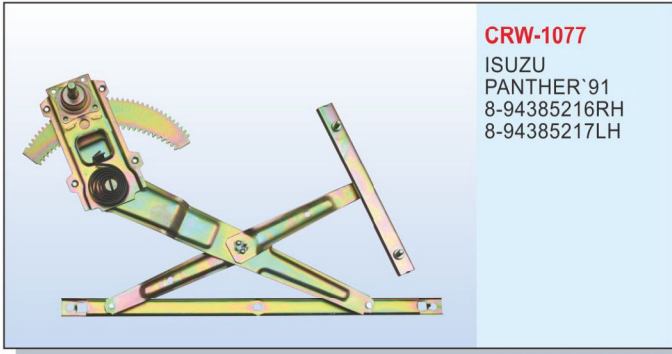
CRW-1074
 ISUZU
 TRUCK
 CVR,FSR,EXP`86
 1-74417062-0R
 1-74417063-0L



CRW-1075
 FARGO.WFR.
 #8-94291-981-0 RH
 8-94291-982-0 LH




CRW-1076
 ISUZU TFR
 8-97012535-0R
 8-97012536-0L




CRW-1077
 ISUZU
 PANTHER '91
 8-94385216RH
 8-94385217LH




CRW-1078
 ISUZU (REAR)
 8-94455700RRH
 8-94455701RLH




CRW-1078-2
 FOR ISUZU TRUCK
 J-94434977
 J-94434978



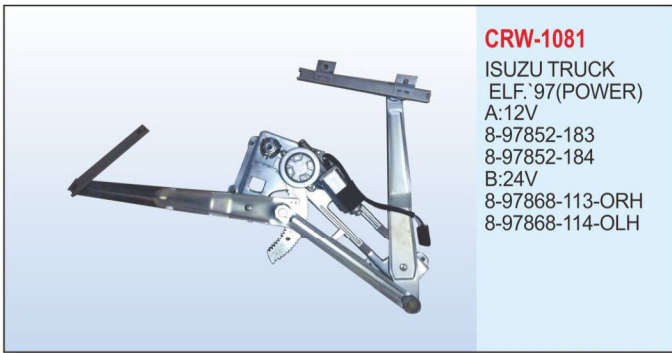
CRW-1079
 ISUZU TFR '99
 A:W/O MOTOR
 B:W/MOTOR




CRW-1079-2
 TFR
 REAR



CRW-1080
 ISUZU HICOM
 NKR66
 8-97868 113/4
 FR 8-97852-115
 FL 8-97852-116




CRW-1081
 ISUZU TRUCK
 ELF '97(POWER)
 A:12V
 8-97852-183
 8-97852-184
 B:24V
 8-97868-113-ORH
 8-97868-114-OLH




CRW-1081-2
 W/O MOTOR
 FR8-97852-183
 FR8-97852-184




CRW-1083
 ISUZU
 TRUCK V-10
 1-74417054-OR
 1-74417055-OL




CRW-1083-2
 ISUZU TFR,KB-42
 P/UP '88-95
 (FRONT PROWER)
 #8-97093-525-0 RH
 8-97093-527-0 LH



CRW-1083-3
 ISUZU
 8-94434-982-2RH
 8-94434-981-2LH



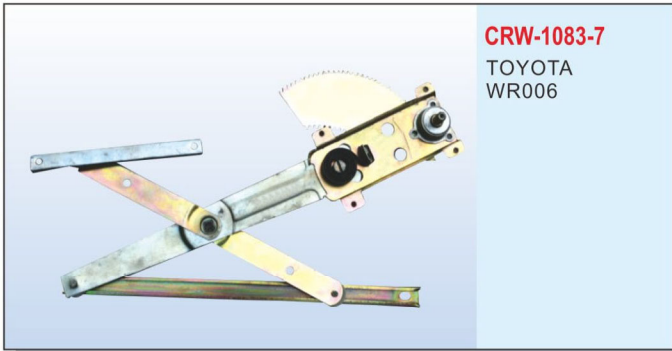
CRW-1083-4
 D-MAX'2002-08
 TRR'03
 8-98009-811-2LH
 8-98009-810-2RH
 8-97350-003-0LH
 8-97350-004-0RH




CRW-1083-5
 TOYOTA
 8-98009811-2
 WR005



CRW-1083-6
 TOYOTA
 8-98005165-2
 WR007



CRW-1083-7
 TOYOTA
 WR006



CRW-1084
 HINO TRUCK
 68420-1220RH
 KE7D
 68421-1020LH
 KE7D



CRW-1084-1
 HINO
 SHFF
 FM227 80-86
 68410-1200R
 68420-1090L
 68420-1200LH



CRW-1084-2
 HINO TRUCK
 KT.KL 76
 68410-1160 RH
 68420-1150 LH



CRW-1084-3
 HINO TRUCK
 69810-1270 RH
 69820-1270 LH




CRW-1084-4
 HINO TRUCK.KM.
 68410-1130 RH
 68420-1140 LH




CRW-1084-5
 TRUCK LSH
 68430-1050 RH
 68420-1280 LH



CRW-1085
 HINO FC,EF7501
 68410-1211RH 4D
 68420-1201LH 4D




CRW-1087
 SUZUKI
 S-T110 St90
 78501-79001RH
 78502-79001LH



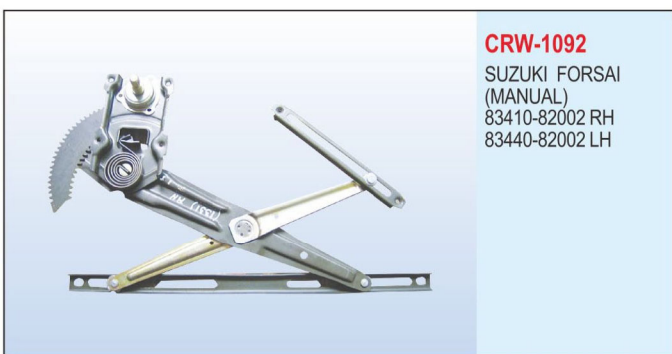
CRW-1089
 SUZUKI
 SJ410
 78501-78001 RH
 78502-78001 LH




CRW-1090
 SUZUKI
 ST110/1000
 78501-85000R
 78502-85000L
 83410-85000R
 83440-85000L



CRW-1091
 SUZUKI
 SWIFT '95-01
 (MANUAL FRONT)
 83410-50G00 RH
 83440-50G00 LH




CRW-1092
 SUZUKI FORSAI
 (MANUAL)
 83410-82002 RH
 83440-82002 LH



CRW-1093
 SUZUKI FORSAI
 (MANUAL FRONT)
 83410-60E01 RH
 83440-60E01 LH





CRW-1093-2
 SUZUKI VITARA
 83401-57BOORH
 83402-57BOOLH



CRW-1093-3
 83410-61J00
 83420-61J00

HINO

EB400

 	HEAD GASKET
	IG NO IGHINHG0001F
	OEM NO 11115-1142



EF75

 	HEAD GASKET
	IG NO IGHINHG0002M
	OEM NO 11115-2030


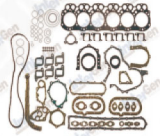
EH700

 	HEAD GASKET
	IG NO IGHINHG0003F
	OEM NO 11115-1122



EK100

 	HEAD GASKET
	IG NO IGHINHG0006F
	OEM NO 11115-1700

FULL SET

 	IG NO IGHINFS0004
	OEM NO 04010-0801



FULL SET

 	IG NO IGHINFS0007
	OEM NO 04010-0187 04010-0146

EM100

 	HEAD GASKET
	IG NO IGHINHG0008F
	OEM NO 11115-1781

EP100

 	HEAD GASKET
	IG NO IGHINHG0009F
	OEM NO 11115-2190

F21C



 	HEAD GASKET
	IG NO IGHINHG0010M
	OEM NO 11115-2492

FULL SET


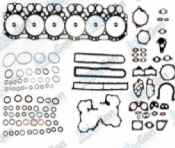
IG NO
OEM NO

HINO


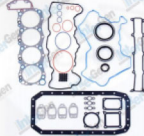
H07C

	HEAD GASKET		FULL SET
	IG NO IGHINHG0011F		IG NO IGHINFS0012
	OEM NO 11115-1802		OEM NO 04010-0387



H70D

	HEAD GASKET
	IG NO IGHINHG0013F
	OEM NO 11115-2420B
	FULL SET
	IG NO IGHINFS0005
	OEM NO 04010-3125


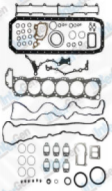
J05C

	HEAD GASKET
	IG NO IGHINHG0014F
	OEM NO 11115-2611
	FULL SET
	IG NO IGHINFS0015
	OEM NO 04010-0689

J08C



	HEAD GASKET		FULL SET
	IG NO IGHINHG0016F		IG NO IGHINFS0017
	OEM NO 11115-2451		OEM NO 04010-0706

J08E


	HEAD GASKET		FULL SET
	IG NO IGHINHG0018F		IG NO IGHINFS0019
	OEM NO 11115-E0200		OEM NO 04111-E0K71

HINO


P11C


	HEAD GASKET		FULL SET
	IG NO IGHINHG0021F		IG NO
	OEM NO 11115-2741		OEM NO

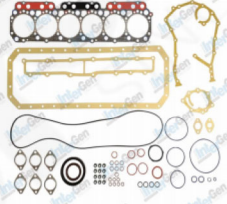
W04D

	HEAD GASKET
	IG NO IGHINHG0022F
	OEM NO 11115-1722

W06D

	HEAD GASKET
	IG NO IGHINHG0023F
	OEM NO 11115-1851

	FULL SET
	IG NO IGHINFS0020
	OEM NO 04010-0262

	FULL SET
	IG NO IGHINFS0024
	OEM NO 04010-0254

五十铃系列
ISUZU SERIES



FJ-FB131

ENGINE NO: 4BC2/4BD1
SIZE: Φ 410mm-137-152-8
OEM: 8-97078-662-0 8-94332-634-0
8-94114-490-0 8-97094-660-0



FJ-FB131-1

ENGINE NO: 4HF1/4JG2
SIZE: Φ 430mm-137-153-8
OEM: 8-94117-866-0




FJ-FB132

ENGINE NO: 4JB1
SIZE: Φ 390mm-28-52-8
OEM: 5-13660-285-0




FJ-FB141

ENGINE NO: 4BG1
SIZE: Φ 550mm-32-60-8
OEM: 1-13660-345-0




FJ-FB141-1

ENGINE NO: 4BG1
SIZE: Φ 550mm-36-60-8
OEM:



FJ-FB141-2

ENGINE NO: PC130-7 PC60-7
SIZE: Φ 550mm-50-90-8
OEM:




FJ-FB133

ENGINE NO: 4BD1
SIZE: Φ 400mm-28-52-6
OEM: 5-13660-222-0



FJ-FB134

ENGINE NO: 4HH1/4HF1
SIZE: Φ 430mm-137-152-10
OEM: 8-97140-854-1



FJ-FB135

ENGINE NO: 10PC1/10PB1/10PE1 6SD1/
8PE1 6WA1-TC
SIZE: Φ 640mm-145-170-6
OEM: 1-13660-207-0 1-13660-224-0



FJ-FB142

ENGINE NO: 6BG1
SIZE: Φ 550mm-36-54/60-7
OEM:




FJ-FB143

ENGINE NO: 4JG1
SIZE: Φ 430mm-32-54-8
OEM: 8-97205126-1




FJ-FB144

ENGINE NO: 4JH1-TC
SIZE: Φ 445mm-104-136-8
OEM: 8-97049-499-1



FJ-FB136

ENGINE NO: 6BD1-T
SIZE: Φ 620mm-108-128-8
OEM: 1-13660-140-0



FJ-FB137

ENGINE NO:
SIZE: Φ 620mm-38-65-8
OEM:



FJ-FB137-1

ENGINE NO: 4BD1-T
SIZE: Φ 600mm-38-60/65-6
OEM:




FJ-FB145

ENGINE NO: 6BG1/6BF1
SIZE: Φ 470mm-105-136-6
OEM: 5-13662-012-0 5-13662-183-0



FJ-FB146

ENGINE NO: 4LE1
SIZE: Φ 420mm-32-54/60-8
OEM: 8-97205123-1




FJ-FB146-1

ENGINE NO: 4BE1
SIZE: Φ 430mm-33-60-8
OEM: 8-94403-466-0



FJ-FB138

ENGINE NO: 4JB1
SIZE: Φ 450mm-32-52/60-7
OEM:



FJ-FB139

ENGINE NO: 4JB1
SIZE: Φ 450mm-32-52/60-7
OEM:




FJ-FB140

ENGINE NO: 4BG1
SIZE: Φ 550mm-36-60-7
OEM: 8-97161599-0




FJ-FB147

ENGINE NO:
SIZE: Φ 700mm-145-160-8
OEM: 1-13660-239-0



FJ-FB147-1


ENGINE NO:
SIZE: Φ 700mm-128-152-8
OEM:



FJ-FB147-2


ENGINE NO: 4HH1/4FH1
SIZE: Φ 430mm-137-152-10
OEM: 8-97140-854-1 8-97029-608-0

日野系列
HINO SERIES




FJ-FB171

ENGINE NO:K13C EK100/EP100
SIZE:Φ600mm-108-128-8
OEM:16306-2430



FJ-FB172

ENGINE NO:K13C
SIZE:Φ620mm-108-128-8
OEM:16306-1933




FJ-FB173

ENGINE NO:EF750/F13C
SIZE:Φ660mm-108-128-8
OEM:16306-1183/1185



FJ-FB183

ENGINE NO:H07CT/S1630-62660
SIZE:Φ680mm-51-76-6
OEM:




FJ-FB184

ENGINE NO:H06CT
SIZE:Φ700mm-50-75-8
OEM:




FJ-FB185

ENGINE NO:
SIZE:Φ850mm-60-90-6
OEM:




FJ-FB174

ENGINE NO: F17C P11C
SIZE:Φ680mm-108-128-8
OEM:16306-2390



FJ-FB175

ENGINE NO:F20C
SIZE:Φ700mm-108-128-8
OEM:16306-2420/2522




FJ-FB176

ENGINE NO:3M/EM100
SIZE:Φ600mm-108-128-8
OEM:16306-2061



FJ-FB185-1

ENGINE NO:
SIZE:Φ520mm-160-176-7
OEM:21060-Z5568



FJ-FB186

ENGINE NO:J08C
SIZE:Φ520mm-104-135-10
OEM:16306-2700



FJ-FB187

ENGINE NO:
SIZE:Φ530mm-105-136-10
OEM:




FJ-FB177

ENGINE NO:
SIZE:Φ580mm-108-128-8
OEM:16306-1981



FJ-FB178

ENGINE NO:SK200-8
SIZE:Φ650mm-100-132-7
OEM:16306-3000



FJ-FB179

ENGINE NO:NEW E13C
SIZE:Φ720mm-100-132-7
OEM:16306-2920



FJ-FB180

ENGINE NO:H07D/W04C/H07C/J05C
SIZE:Φ480mm-106-132-6
OEM:16306-2050







FJ-FB181






ENGINE NO:H07CT EP100/H07H
SIZE:Φ600mm-108-128-8
OEM:16306-2080/1921







FJ-FB182

ENGINE NO:H06C/H7DT/H07C/J05-CT
SIZE:Φ520mm-104-130-6
OEM:16306-2220





OP1569						OPTIONAL
	TOYOTA	DYNA PS125			2002-2003	15100-78040
						15100-78041
						15100-78010
		W/7PCS SCREW				15110-1522
	HINO	W04D,FB	5759CC		1988-1977	15110-1521
						15110-1522B
						S1511-02240
						L260-0040/L260-0004M
OP1570						OPTIONAL
	TOYOTA	DYNA PS125			2003-2006	15100-78030
						15100-78020
						15100-E650
						15110-E0302
	HINO	W06D W06E	5759CC		1989-1995	15110-1542
		N04C				15110-1542B
						15110-2220
						15110-2220B
						15110-2220C
						15110-E0050
					L260-0050S/L260-0010S	
OP1569						OPTIONAL
	TOYOTA	DYNA PS125			2002-2003	15100-78040
						15110-1522
		W/7PCS SCREW				15110-1522
	HINO	W04D,FB	5759CC		1988-1977	15110-1521
						15110-1522B
						S1511-02240
					L260-0040/L260-0004M	
OP1570						OPTIONAL
	TOYOTA	DYNA PS125			2003-2006	15100-78030
						15100-78020
		W/7PCS SCREW				15100-78020
	HINO	W06D W06E	5759CC		1989-1995	15110-1542
		N04C				15110-1542B
						15110-2220
						15110-2220B
						15110-2220C
					15110-E0050	
					L260-0050S/L260-0010S	

OP1113	VEHICLE	DESCRIPTION	MOTOR	YEAH	ORIGINAL NO.	OPTIONAL
	HINO	EF750			15110-1461	
		HEAD GEAR 59T			15110-1571	
					15110-E0200	
					15110-1570	
					15110-1790	
					15110-0298	
					15110-1910	
					15110-1910B	
OP1668	VEHICLE	DESCRIPTION	MOTOR	YEAH	ORIGINAL NO.	OPTIONAL
 <p>ROTOR H:28.5MM</p>	HINO	KK-FC3J			15110-2050	
		J05C S05D		1998-ON	15110-2050E	
					S1511-02160	
					S1511-02160A	
					S1511-02160B	
					S1511-02160C	
OP1669	VEHICLE	DESCRIPTION	MOTOR	YEAH	ORIGINAL NO.	OPTIONAL
 <p>ROTOR H:37.5MM</p>	HINO	J08C 7961CC		1996-UP	15110-2040	
					15110-2040E	
					15110-2150	
					15110-2150A	
					15110-2150B	
					15110-2150C	
					15110-E0312	
OP1730	VEHICLE	DESCRIPTION	MOTOR	YEAH	ORIGINAL NO.	OPTIONAL
	HINO	EM100 M10C EP100			15110-1471	
		GS221 GS224 GS225 9419CC		1986-1992	S15110-1471	
					L361-0002A	
OP1731	VEHICLE	DESCRIPTION	MOTOR	YEAH	ORIGINAL NO.	OPTIONAL
	HINO	H07D H07C-T 7412CC		1991-1997	15110-1781	
					15110-1782	
					15110-1783	
					15110-1783B	
					15110-1784	
					15110-1784A	
					15110-1783B	
					OK87A14100	


	HYUNDAI	GLOBAL 900.HD				L260-0030M/L260-0001M
		MEGA D6DA				
	KIA	COSMOS/RHINO				
OP1732	VEHICLE	DESCRIPTION	MOTOR	YEAH	ORIGINAL NO.	OPTIONAL
	HINO	EK100 RD8 13267CC		1976-1979	15100-0292A	
		HEAD GEAR 48T			15100-1012	
					15100-1013	
					15110-E0140	
					L260-0007M	
OP1733	VEHICLE	DESCRIPTION	MOTOR	YEAH	ORIGINAL NO.	OPTIONAL
	HINO	K13C K13D			15110-0299	
		EK100			15110-E0130	
		HEAD GEAR 44T			15110-2110	
					15110-1800	
					L260-0008B/L260-0100B	
OP1970	VEHICLE	DESCRIPTION	MOTOR	YEAH	ORIGINAL NO.	OPTIONAL
	HINO	H07C-T 6728CC		1986-1996	OPH-E0040	
					15110-1680	
					15110-1618B	
					15110-1618C	
					15110-E0040	
				L260-0005M		
OP1972	VEHICLE	DESCRIPTION	MOTOR	YEAH	ORIGINAL NO.	OPTIONAL
	HINO	H06C H07C-NA 6728CC		1986-1995	15110-1631	
		H06C-T FE194S			15110-1631B	
					15110-1631C	
					15110-1630	
					S1511-01631	
				L260-0002M		


tie rod end-JAPAN


to fit-HINO


TEMCO.NO	O.E.M.NO.RH	O. E. M. NO. LH	Dimensions					Photo	Model
			L	M	m	K	k		
TM-LG160	45420-1600 45420-1611 45420-1690 45420-1550	45430-1600 45430-1611 45430-1690 45430-1550	205	44*2.0	20*1.5	Φ28	Φ25.5		EF750
TM-LG161	45420-2391	45430-2391	165	40*2.0	20*1.5	Φ28	Φ25.3		
TM-LG162	45420-1110	45430-2391	165	44*2.0	24*1.5	Φ32	Φ29.2		
TM-LG163	45420-1750 45420-2180	45430-1740 45420-2250	204	44*2.0	20*1.5	Φ28	Φ25.3		AK3H
TM-LG164	45420-2740	45430-2740	245	44*2.0	20*1.5	Φ28	Φ25.3		
TM-LG165	45420-1250	45430-1230	182	44*2.0	18*1.5	Φ24.3	Φ21.4		
TM-LG166	45420-1020	45430-1020	190	44*2.0	20*1.5	Φ30	Φ25.5		
TM-LG167	45420-1590	45430-1590	113	27*1.5	18*1.5	Φ22	Φ19.5		
TM-LG168	44520-1580	44520-1590	260	60*2.0	20*1.5	Φ28	Φ25.3		
TM-LG169	45420-1600B	45430-1600B	205	44*2.0	20*1.5	Φ28.3	Φ25.4		
TM-LG170	45420-2660	45430-2661	235	44*1.5	20*1.5	Φ28	Φ25.3		
TM-LG171	45420-1710	45430-1710	128	32*1.5	18*1.5	Φ22	Φ19.5		
TM-LG172	45420-1880	45430-1880	78	22*1.5	20*1.5	Φ28	Φ26		
TM-LG173	45420-2630	45430-2640	166	40*1.5	24*2.0	Φ28	Φ26		
TM-LG174	45046-39485	45047-39285	125	25*1.5	18*1.5	Φ22.1	Φ19.4		
TM-LG175	45420-2800	45430-2800	175	44*1.5	24*1.5	Φ30.5	Φ27		广汽日野P11C
TM-LG176	45046-39485	45047-39285	133	22*1.5	18*1.5	Φ22	Φ19.4		


HINO


HY 2056	OE NO.	ENGINE NO.	APPLICATION
 27×37	13751-1332 13751-1132	W06E W04D W	


HY 2085	OE NO.	ENGINE NO.	APPLICATION
 32×54	13751-1340	EH700 H07D	


HY 2114	OE NO.	ENGINE NO.	APPLICATION
 32×54	13751-1420	H06CT H07C	120Y940


HY 2178	OE NO.	ENGINE NO.	APPLICATION
 36×23×100.2	13751-1071		EK100 K13D K13C M10C


HY 2243	OE NO.	ENGINE NO.	APPLICATION
 27×37	13751-1122		

HY 2249	OE NO.	ENGINE NO.	APPLICATION
 28×89.5	13750-1163A	P11C 25CM	

HY 2256	OE NO.	ENGINE NO.	APPLICATION
 34×60.8	13751-1320	EF750	

HY 2383	OE NO.	ENGINE NO.	APPLICATION
 28×85.5		P11C 28CM	HT 63






HY 9220	OE NO.	ENGINE NO.	APPLICATION
			J08C/J05

HY 9221	OE NO.	ENGINE NO.	APPLICATION
			J08C/J05






HINO SET

Temco	OEM#	APPLICATION GUIDE	PHOTO	NOTES
OF-NO01	16100-2970 16100-2971 16100-2972 16100-2973 16100-2980 16100-2981 16100-2982 16100-2983 16100-3171	H07D 7400cc 89-95 H07D97Y		
OF-NO02	16100-2973 16100-2980 16100-3172	H07D		
OF-NO03	16100-3475	J05C		
OF-NO04	16100-3464 16100-3465 16100-3466 16100-3467 16100-2393	J07C 5700cc J08C 8000cc		
OF-NO05	16100-2393 16100-2955 16100-2587	EF750		

HINO SET

Temco	OEM#	APPLICATION GUIDE	PHOTO	NOTES
OF-NO06	16100-3112	K13C		
OF-NO07	16100-3122	EK300 EK100-87Y		
OF-NO08	16100-3910	P11C BUS		
OF-NO09	16100-3320	K13D K13C-TE		
OF-NO10	16100-3781	P11C-TK 22T		






HINO SET

<small>EXPERTISE LEAD EXCELLENCE</small> Temco	OEM#	APPLICATION GUIDE	PHOTO	NOTES
OF-NO11	16100-3320 16100-3354	23T		
OF-NO12	16100-3820	K13C		
OF-NO13	16100-2833	EP100 22T		
OF-NO14	16100-3632 16100-1318	EI100 ML100 22T		
OF-NO15	16100-2955	F17C		






HINO SET

<small>EXPERTISE LEAD EXCELLENCE</small> Temco	OEM#	APPLICATION GUIDE	PHOTO	NOTES
OF-NO16	16100-1170 16100-2371 16100-1171 16100-1441	EH700 H06CT EX200-1/2/3		
OF-NO17	16100-2370	HO7C		
OF-NO18	16100-E0270 16100-E0790 16100-78051	JO5C S05C		
OF-NO19	16100-0070 16100-4290	JO8E		
OF-NO20	16100-03811	P11C		

HINO SET

<small>EXPERTISE LEAD EXCELLENCE</small> Temco	OEM#	APPLICATION GUIDE	PHOTO	NOTES
OF-NO21	16100-2341 16100-2342 16100-2343	W04D 4000CC 83-96 FC166		
OF-NO22	16100-2531 16100-2532 16100-2530 16100-2522	W06D W06E		
OF-NO23	16100-3622 16100-2304 16100-2753	EM100 EP100 23T		
OF-NO24	16100-4120	P11C		
OF-NO25	16100-3302 16100-3301	F20C		

HINO SET

<small>EXPERTISE LEAD EXCELLENCE</small> Temco	OEM#	APPLICATION GUIDE	PHOTO	NOTES
OF-NO26	16100-2640 16100-2641 16100-2370	RANGER H07CT 6700CC GD172, 174, 175, 179 FD179, FT173, 175 FC111, 112, 114,2W		
OF-NO27	16100-E0373	J05E		
OF-NO28	16100-E0022 16100-E0281 16100-03971 16100-E0200	J08E		
OF-NO29	16100-3860 16100-2384	ENGINE W06E FC3W W04E		
OF-NO30		ENGINE P11C-TJ (22T)		




HINO SET

Temco	OEM#	APPLICATION GUIDE	PHOTO	NOTES
	OF-NO31	ENGINE P11C-TJ (23T)		
	OF-NO32	16100-2640 ENGINE H07C		
	OF-NO33	16100-78170 16100-E0040 16100-4080 16100-E0780 16100-E0040 HINO 300 NO4C 3.5-8.5 E-3/4(K)		
	OF-NO34	16100-3650 P09C		
	OF-NO35	16100-E0451 E13C		

HINO SET

Temco	OEM#	APPLICATION GUIDE	PHOTO	NOTES
	OF-NO36	16100-2660 H06C H07C		
	OF-NO37	16100-E0341 W04DT Wu41		
	OF-NO38	16100-E0333 16100-4220 J08C-H		
	OF-NO39	16100-E0370 J05E		
	OF-NO40			

HINO SET

Temco	OEM#	APPLICATION GUIDE	PHOTO	NOTES
OF-NO41	16100-3732	J08C		
OF-NO44	16100-E0B71 N04C	N04C		
OF-NO45	16100-E0751	J08E		

ISUZU SET

Temco	OEM#	APPLICATION GUIDE	PHOTO	NOTES
OF-IS01	8-94140-341-2 8-94310-251-0 8-94376-844-0 8-97376-851-0 8-94419-461-2 8-94461-173-0 8-97018-560-0	GWIS-25A PA806 I-26 I26A QCP3072 8-97105-0125 M8		
OF-IS02	8-94376-862-0 9-13610-394-Z 9-13610-325-Z 8-97028-595-Z 8-94483-167-Z 8-94376-862-Z 5-13610-163-Z/0 5-13610-077-Z/2 5-13610-057-Z/0 5-13610-047-Z/0 5-13610-170-Z/1/2/3 5-13610-169-Z/1/2/3/4	GWIS-43A 1-7A G3-027 WPG-017 C240RLJ		
OF-IS03	1-13610-819-0 1-13610-602-1 1-13610-428-0 1-13650-018-0 1-13610-017-1	6BG1 81- 6BG1T		
OF-IS04	8-94395-656-3 8-94393-447-3	6HH1 6HE1 RK195 2PULLEY		
OF-IS05	1-13610-842-1 1-13610-603-3	6SA1 R/K210		