

BRAKE WARNING CONTACT

RoHS COMPLIANCE CE UL ISO9001:2000

TM-BC-001

200/310MM



OE NO.
 002 420 5520
 002 420 0820

APPLICATION:
 MERCEDES

WVA NO.
 N/a

TM-BC-002

150MM


OE NO.
 000 420 0402

APPLICATION:
 MERCEDES VITO V-KLASSE

WVA NO.
 N/a

TM-BC-003

94MM



OE NO.
 140 540 1217

APPLICATION:
 MERCEDES 190 280S
 300SL S300 CI300

WVA NO.
 21027/21197
 21153/21330
 21303/21305

TM-BC-004

185MM



OE NO.
 163 540 1317

APPLICATION:
 MERCEDES ML230,ML320

WVA NO.
 23 193
 23 196

TM-BC-005



235MM

OE NO.
163 540 1417

APPLICATION:
MERCEDES. ML230,ML320

WVA NO.
23 157

TM-BC-006



115MM

OE NO.
163 540 1517
163 540 1717

APPLICATION:
MERCEDES . ML430,500,55,
AMG,400 CDI

WVA NO.
23 157
23 271

TM-BC-007



98MM

OE NO.
171 540 0617

APPLICATION:
MERCEDES. CLK,CABRIO 55 AMG
SLK 55 AMG
S-KLASSE

WVA NO.
23 271
23 745

TM-BC-008



190MM

OE NO.
201 540 0317
126 540 0617

APPLICATION:
MERCEDES. 190 D,E 190 E 2.6 200-5-- D,E
E200-320 COUPE E200-320 CABRIO
E200-320 KOMBI 380-560SEC COUPE

WVA NO.
201 540 0317
126 540 0617

BRAKE WARNING CONTACT

RoHS COMPLIANCE CE UL ISO9001:2000

TM-BC-009

75MM



OE NO.
 210 540 0117
 210 540 1117

APPLICATION:
 MERCEDES. CLK 55 AMG,
 (CABRIO) (A208,C208)
 E50,E55 AMG (W210)

WVA NO.
 21 484

TM-BC-010

102MM



OE NO.
 210 540 0717
 220 540 0617
 211 540 1717

APPLICATION:
 MERCEDES .
 E200-E430 (W211,S211)
 CLS350-CLS500 (C219)

WVA NO.
 23 7445

TM-BC-011

97MM



OE NO.
 220 540 0717

APPLICATION:
 MERCEDES .CEDES BENZ
 (B150-E200)

WVA NO.
 23 078
 23 881
 23 045

TM-BC-012

95MM



OE NO.
 639 540 1417
 639 540 1517
 164 540 1017
 220 540 1516

APPLICATION:
 MERCEDES .VIANO(NCV2,W639)
 SPRINTER(NCV3) 3T-3,5T
 GI320 CDI-R63 AMG S430-S500
 VOLKSWAGEN,R320 CDI-ML63 AMG

WVA NO.
 29 190

TM-BC-013

MM

OE NO.



|

APPLICATION:

WVA NO.

TM-BC-014

300MM



OE NO.

435 542 0017

APPLICATION:

MERCEDES .
UNIMOG,MB TRAC
UNIMOG,MB TRAC

WVA NO.

29 581
20 392

TM-BC-015

MM

OE NO.

APPLICATION:

MERCEDES .

WVA NO.

TM-BC-016

MM

OE NO.

APPLICATION:

MERCEDES.

WVA NO.

TM-BC-017

MM

OE NO.

|

APPLICATION:

WVA NO.

TM-BC-018

MM

OE NO.

APPLICATION:

WVA NO.

TM-BC-019



238MM

OE NO.

669 540 0517

APPLICATION:

MERCEDES ..
510,507D,609D,709D,711D
VARIO

WVA NO.

29 835

TM-BC-020

215MM



OE NO.

669 540 0617

APPLICATION:

MERCEDES.
510,507D,609D,709D,711D
VARIO

WVA NO

29 835.

TM-BC-021

MM

OE NO.

|

APPLICATION:

WVA NO.

TM-BC-022

200MM



OE NO

669 540 0819.

APPLICATION:

WVA NO.
29 835

TM-BC-023

185MM



OE NO.

669 540 0917

APPLICATION:
MERCEDES .
VARIO

WVA NO.
29 835

TM-BC-024

MM

OE NO.

APPLICATION:
MERCEDES.

WVA NO.

TM-BC-025

MM

OE NO.

|

APPLICATION:

WVA NO.

TM-BC-026

MM

OE NO.

APPLICATION:

WVA NO.

TM-BC027

205MM



OE NO.

901 540 0017
 901 540 0117
 2D0 919 351

APPLICATION:

MERCEDES .
 SPRINTER 208D-414 T1N
 VITO (638,639)
 LT 28,35,46

WVA NO.

21 576
 21 577
 21 592

TM-BC-028

200MM



OE NO.

901 540 0217
 2D9 919 351 A

APPLICATION:

MERCEDES.
 SPRINTER T1N 3.8T,3.5T,4.6T(USA)
 VW LT 28

WVA NO.

BRAKE WARNING CONTACT



TM-BC-029

185MM




OE NO
901 540 031†

APPLICATION:
MERCEDES
SPRINTER T1N 2.8T,3.5T,4.6T(EU)

WVA NO.

TM-BC-030

85MM



OE NO.
906 540 1317
2EO 906 206 B

APPLICATION:
MERCEDES.
SPRINTER (NCV3)
CRAFTER 5T

WVA NO.

TM-BC-031

103MM



OE NO
906 540 1417
906 540 1517
2EO 906 206 C.

APPLICATION:
MERCEDES
SPRINTER (NCV3,W639)
CRAFTER 3T-5T.

WVA NO.
29 192
29 200

TM-BC-032

200MM




OE NO
670 540 0017.

APPLICATION
MERCEDES.
LK BAUREIHE
MK BAUREIHE

WVA NO.
15059/15061
15062/15869

TM-BC-033

150MM



OE NO. |
601 540 0617.

APPLICATION:
MERCEDES(LKW)
SK-MK BAUREIHE
MIT APACHSEN

WVA NO.
11019/11582
13020/13532

TM-BM-006

830MM



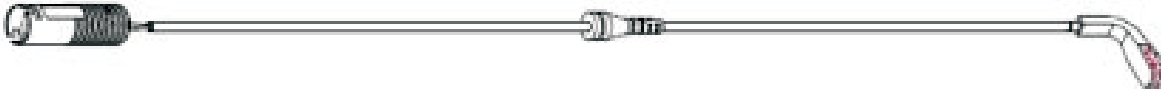
OE NO.
3435 1 163 065
3435 2 229 018

APPLICATION:
520I-540I INKL, TOURING
520D-530D, M5

WVA NO.
21 677
21 990

TM-BM-007

545MM



OE NO.
3435 1 163 066

APPLICATION.
520I-540I, 520D-530D, M5
Z8 ROADSTER .

WVA No
21 691.

TM-BM-008

MM

OE NO.

APPLICATION:
MERCEDES.

WVA NO.

TM-BM-009

1100MM



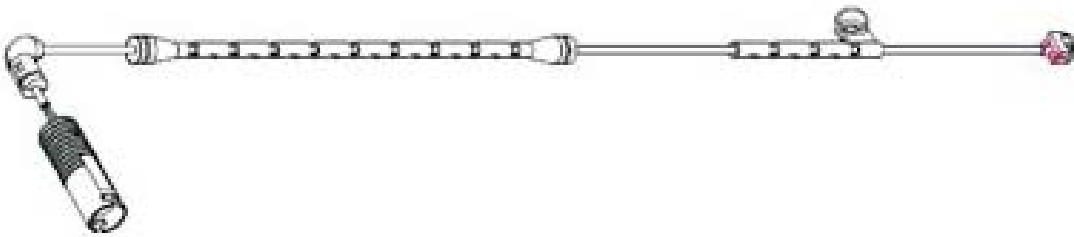
OE NO.
3435 1 163 207

APPLICATION:
520I-540I TOURING

WVA NO.
21 691

TM-BM-010

595MM



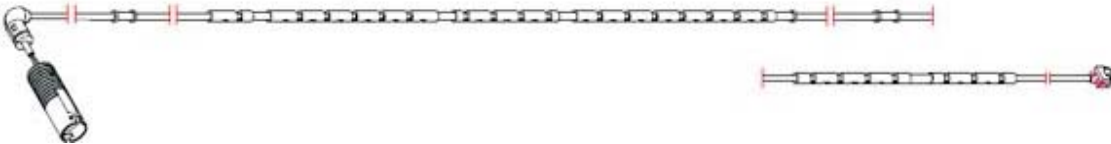
OE NO.
3435 1 164 371.

APPLICATION.
316I,328I,318D,320TD
316I,328I,318D,320D TOURING
316TI,325TI COMPACT

WVA NO.
21 925

TM-BM-011

1345MM



OE NO.
3435 1 164 372

APPLICATION:
316I,328I,318D,320TD
316I,328I,318D,329D TOURING
316TI,325TI COMPACT

WVA NO.
21 934

TM-BC-012

800MM



OE NO
3435 1 165 579.

APPLICATION
X5 3.0I,3.0D,4.4I

WVA No21 486

TM-BM-013

715MM



OE NO
3435 1 165 580.

APPLICATION.
X5 3.0I,3.0D,4.4I

WVA NO.
21 487

TM-BM-014

585MM



OE NO.
3435 1 165 729
3435 1 163 117

APPLICATION.
740D,750I,750IL
750I,750IL

WVA NO.
21 486
21 484
21 064

TM-BM-015

760MM



OE NO.
33435 1 166 057

APPLICATION
Z8 ROADSTER:

WVA NO.
21 486

TM-BM-016

MM

OE NO.

APPLICATION:

WVA NO.

TM-BM-017

780MM



OE NO.

3435 1 181 337
3435 1 181 338

APPLICATION:316I-328I
318I-328I COUPE, Z3
316I-328I TOURING
316I-323TI COMPACT

WVA NO.
21 643

TM-BM-018

790MM



OE NO.

3435 1 181 344
3435 1 181 342

APPLICATION:316I-318I
318IS-328I, M3, M3CABRIO
316I-328I TOURING
320I-328I COUPE

WVA NO.
20 180
21 607

TM-BM-019

MM

OE NO.

APPLICATION:

WVA NO.

TM-BM-020

260MM



OE NO

3435 1 181 823.

APPLICATION:
840CI,850CI

WVA NO.
21 471
20 309
21 284

TM-BM-021

370MM




OE NO.
3435 1 181 825

APPLICATION:
840CI,850CI

WVA NO.
21 282

TM-BM-022

570MM




OE NO.
3435 1 182 064

APPLICATION.
728I-740IL
725TDS,730D

WVA NO.
21 471
21 488

TM-BM-023

620MM



OE NO.
3435 1 182 065

APPLICATION:
728I-750IL
725TDS,740D

WVA NO.
21 487

TM-BM-024

840MM



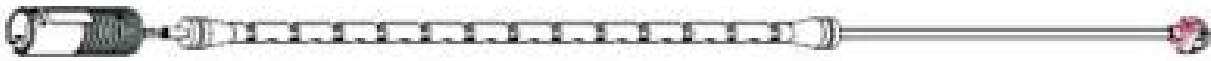
OE NO
3435 1 182 533.

APPLICATION:
316I-323TI COMPACT,Z3
Z3 M-ROADSTER,Z3 M-COUPE
318TDS COMPACT

WVA NO.
20 180
20 995
21 607

TM-BM-025

810MM



OE NO.
3435 2 227 385

APPLICATION:
M3,M3 CABRIO
Z3 M-ROADSTER
Z3 M-COUPE

WVA NO.
20 968

TM-BM-026

1365MM



OE NO.
3435 2 229 780

APPLICATION:
M3,M3 CSL,M3 CABRIO

WVA NO.
21 487

TM-BM-027

700MM



OE NO.
3435 2 282 935

APPLICATION:
M5,M6

WVA NO.

TM-BM-028

1005MM



OE NO.
3435 2 283 035

APPLICATION:
M5 TOURING

WVA NO.

TM-BM-029

675MM



OE NO.
3435 2 283 335

APPLICATION:
M3 COUPE

WVA NO.

TM-BM-030

685MM



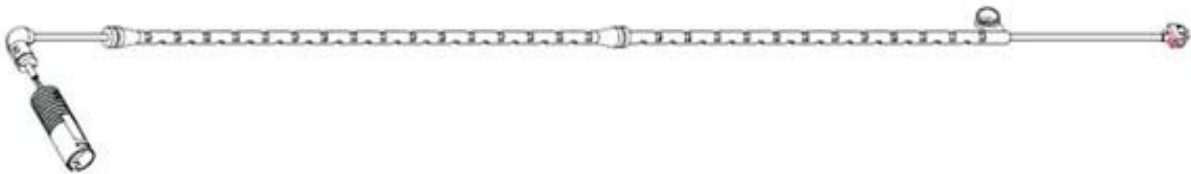
OE NO.
3435 2 283 405

APPLICATION:
M3 COUPE

WVA NO.

TM-BM-031

740MM



OE NO.
3435 3 411 756

APPLICATION:
X3 2.5I-3.0I
X3 2.0D-3.0D

WVA NO.
21 183

TM-BM-032

1055MM



OE NO.
3435 3 411 757

APPLICATION:
X3 2.5I-3.0I
X3 2.0D-3.0D

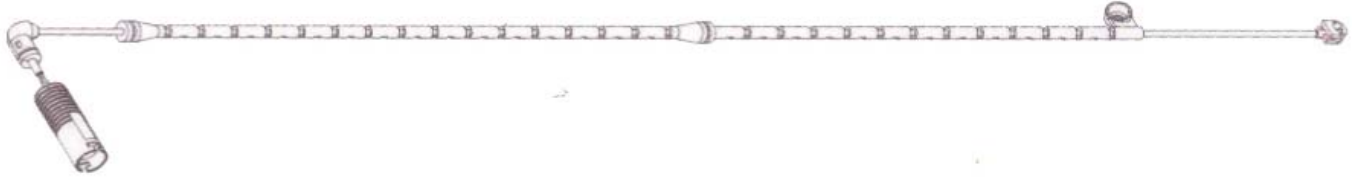
WVA NO.
21 487

BRAKE WARNING CONTACT



TM-BM-033

745MM



OE NO.
3435 3 414 662

APPLICATION:
X3 3.0SD

WVA NO.

TM-BM-034

650MM




OE NO.
3435 6 751 311

APPLICATION.
325ix,330 all mod
m3,m3 csl,m3 cabrio

WVA NO.
23 183
21 676

TM-BM-035

830MM



OE NO.
3435 6 755 266
3435 6 778 037

APPLICATION:
735i-760lis

WVA NO.
23 312

TM-BM-036

845MM



OE NO.
3435 6 755 267
3435 6 778 038

APPLICATION:
735i-760LIS

WVA NO.
23 447

TM-BM-037

1145MM



OE NO.
3435 6 757 896

APPLICATION:
Z4 2.2,2.5,3.0

WVA NO.
21 934
21 935

TM-BM-038

885MM




OE NO.
3435 6 761 447
3435 6 778 156

APPLICATION.
ONE COOPER, COOPER S,
CABRIO

WVA NO.
23 281

TM-BM039

1905MM



OE NO.
3435 6 761 448
3435 6 778 156

APPLICATION:
ONE COOPER, COOPER S,
CABRIO

WVA NO.
23 716

TM-BM-040

635MM



OE NO.
3435 6 762 253

APPLICATION:
116I-120D
320D-330I

WVA NO.
23 935


BRAKE WARNING CONTACT




 ISO9001:2000

TM-BM-041

1090MM



OE NO.
3435 6 762 253

APPLICATION:
116I-120D
320D-330I

WVA NO.
23 623

TM-BM-042

885MM



OE NO.
3435 6 768 597
3435 6 763 667
3435 6 776 423

APPLICATION:
525D-545I TOURING
M5

WVA NO.
23 732

TM-BM-043

670MM



OE NO.
3435 6 764 298
3435 6 776 421
3435 6 768 595

APPLICATION:
525D-545I, M5 TOURING
525D-545I TOURING
645CI CABRIO

WVA NO.
23 312

TM-BM-044

685MM



OE NO.
3435 6 768 596
3435 6 764 299
3435 6 776 422

APPLICATION:
520I-545I
645CI CABRIO

WVA NO.
23 N732

BRAKE WARNING CONTACT

TM-BM-045

850MM



OE NO.
 3435 6 777 650
 3435 6 764 851
 3435 6 789 441

APPLICATION:
 325XI,330XI,330XD

WVA NO.

TM-BM-046

1022MM



OE NO.
 3435 6 780 699
 3435 6 771 766

APPLICATION:
 X5,X6

WVA NO.

TM-BM-047

990MM



OE NO.
 3435 6 780 698
 3435 6 789 503

APPLICATION:
 X5,X6

WVA NO.

TM-BM-048

960MM



OE NO.
 3435 6 772 088

APPLICATION:
 X5

WVA NO.

TM-BM-049

953MM



OE NO
3435 6 773 008.

APPLICATION:
X5

WVA NO.

TM-BM-050

805MM




OE NO
3435 6 773 017.

APPLICATION.
ONE, COOPER,
COOPER S

WVA NO.

TM-BM-051

1127MM



OE NO.
3435 6 773 018

APPLICATION:
ONE, COOPER, COOPER S

WVA NO.

TM-BM-052

685MM




OE NO.
3435 6 777 649

APPLICATION:330D,335II

WVA NO.

TM-BM-053

M690M



OE NO.
3435 6 779 619

APPLICATION:
130I

WVA NO.

TM-BM-054



612MM

OE NO.
3435 7 836 795

APPLICATION:
Z4 M ROADSTER
Z4 M COUPR

WVA NO.

TM-FT-001

265MM



OE NO.
6003

APPLICATION:

WVA NO.

TM-FT-002

440MM




OE NO.
6003L

APPLICATION:

WVA NO.

TM-YWK-001

180MM



OE NO.
138 89 53

APPLICATION:
SERIE 4

WVA NO.

TM-YWK-002

1300,280/175MM



OE NO.
190 36 51
299 23 37

APPLICATION
EUROSTAR 100E38
400E38.

WVA NO.
29087
29105

TM-YWK-003

150MM



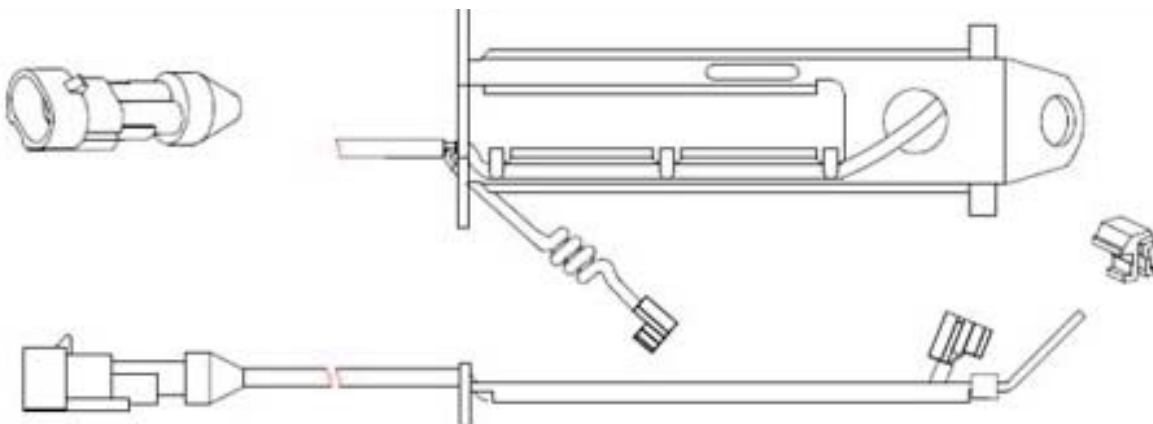
OE NO.
190 64 62

APPLICATION:
eurocargo 60e-75e15

WVA NO.
29065

TM-YWK-004

300/230MM



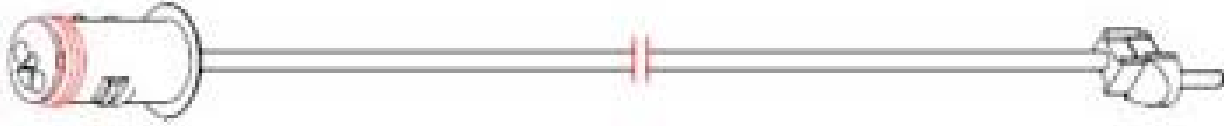
OE NO.
190 64 68
425 36 956

APPLICATION:
EUROCASTAR 120EL
17 BREMSSEN

WVA NO.
29122

TM-YWK-005

495MM



OE NO.
190 79 42

APPLICATION:
EUROCARGO 60-75
EUROCARGO 80-100

WVA NO.
29065
29067

TM-YWK-006

MM

OE NO.

APPLICATION.

WVA NO.

TM-YWK-007

MM

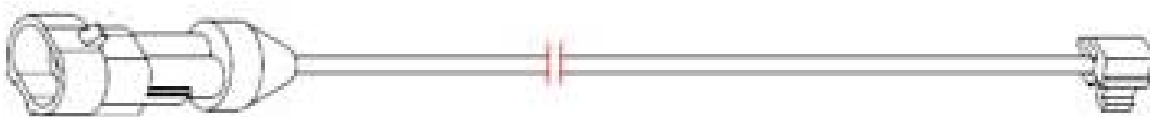
OE NO.

APPLICATION:

WVA NO.

TM-YWK-008

300MM




OE NO
190 84 07.

APPLICATION:
DAILY C35,C40,35.10,35.12
WECHSELWEISE VERBAUT
80-E15,80-E18

WVA NO.
29065
29121
29067

TM-YWK-009

475MM



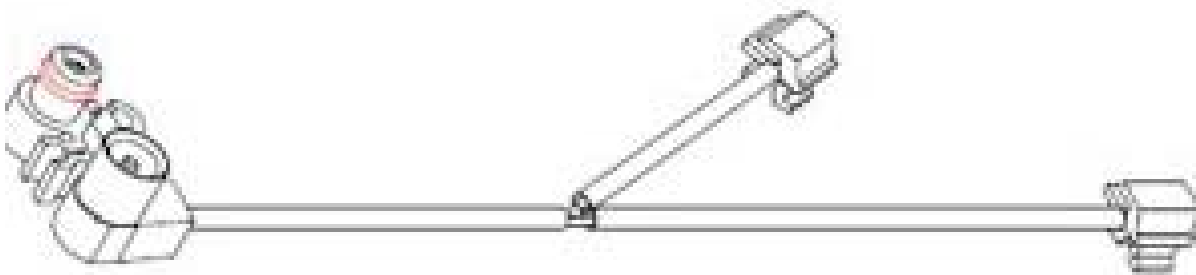
OE NO.
190 88 25

APPLICATION:
EUROCARGO 60-65,80-100

WVA NO.
29065 29067

TM-YWK-010

~95/230MM




OE NO.
290 26 66

APPLICATION.
EUROSTAR 100E38-400E38

WVA NO.
29087
29105

TM-YWK -011

195MM



OE NO.
480 23 49
480 36 30

APPLICATION:
TOURING BUS,EUROCLASS 29,35
BEI VERWENDUNG NEUER BREMSTROMMELN

WVA NO.

TM-YWK-012

1320MM



OE NO.
425 30 550

APPLICATION:
EUROTECH 190E34-440E52
EUROTRAKKER 190E30-400E42
CURSOR 190E24-260E35

WVA NO.

TM-YWK-013

1320MM



OE NO.
931 92 921

APPLICATION:
EUROTECH 190E34-440E52
EUROTRAKKER 190E30-400E42
CURSOR 190E24-260E35

WVA NO.

TM-YWK-014

955MM



OE NO.
931 93 778

APPLICATION.
EUROCARGO-EUROTECH
135E18-260E27

WVA NO.

TM-YWK-015

580MM



OE NO.
425 32 204

APPLICATION:
EUROCARGO-EUROTECH
120E15-170E23

WVA NO.

TM-YWK-016

640MM



OE NO.
425 52 778

APPLICATION:

WVA NO.

TM-YWK-017

565MM



OE NO.
425 30 900

APPLICATION:
EUROCARGO-EUROTECH

WVA NO.

TM-YWK-018

195MM



OE NO.
425 30 912

APPLICATION:
TROMME 1 BREMSEN

WVA NO.

TM-YWK-019

205MM



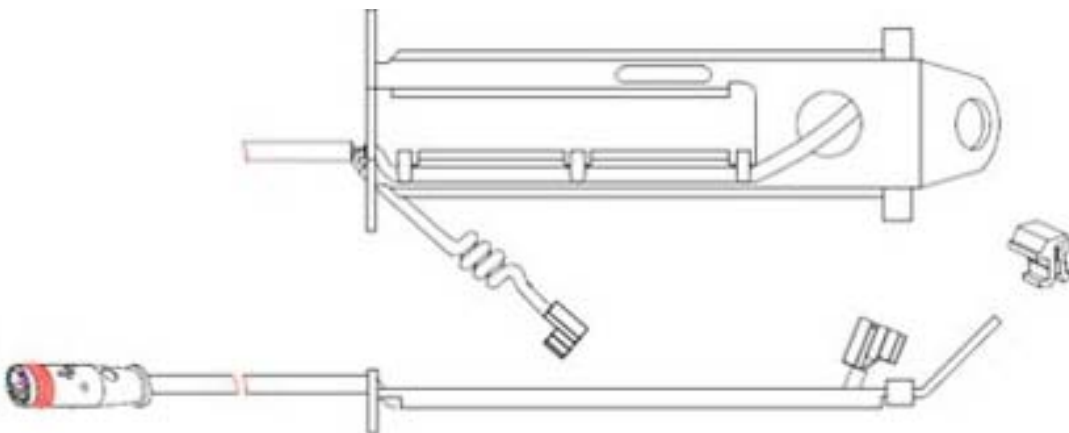
OE NO.
425 46 123
931 63 853

APPLICATION:
130D11-190.32
STOPMASTER TROMME 1 BREMSEN

WVA NO.

TM-MAN-001

240/248MM



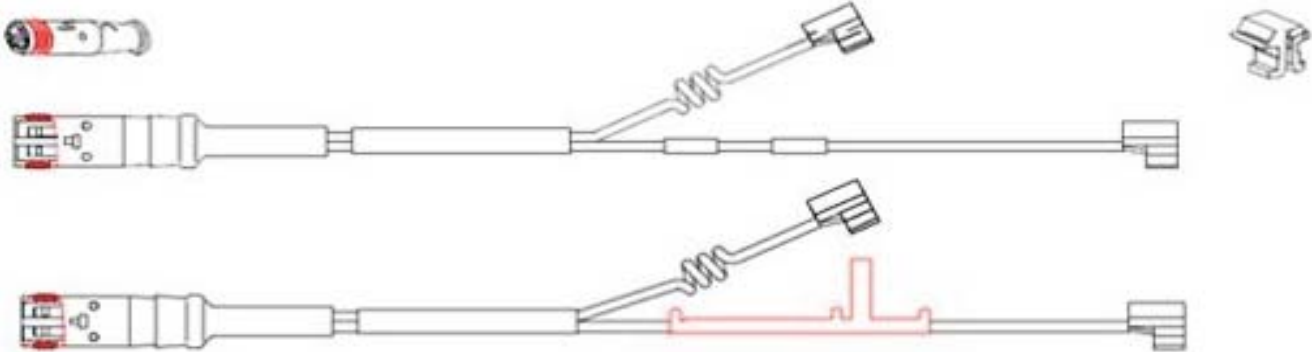
OE NO.
33 48 0087
815 0822 6014

APPLICATION:
L2000,M2000L 17" BREMSE

WVA NO.
29055/29088
29091/29117

TM-MAN-002

380/280MM



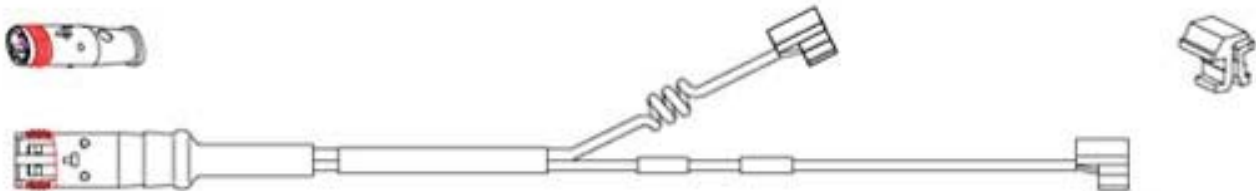
OE NO
68 32 3004
68 32 3603
815 0822 6011
815 0822 6016

APPLICATION:
19''+20'' BREMSE
90' d-elsa

WVA NO.
29133

TM-MAN-003

400/350MM



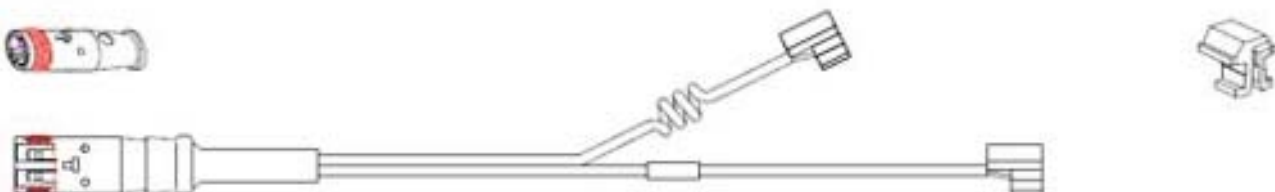
OE NO.
68 32 3117
68 32 3604
815 0822 6012
815 0822 6017

APPLICATION.
19''+20 bremse
90' d-elsa

WVA NO.
29114

TM-MAN-004

227/227MM



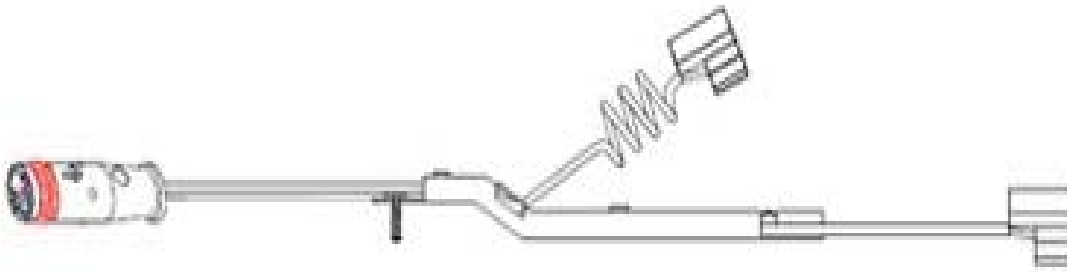
OE NO.
68 32 3118
815 0822 6013

APPLICATION
19''+20'' BREMSE
D3:

WVA NO.
29133

TM-MAN-005

290/240MM




OE NO.
68 32 4072

APPLICATION:
ERF MERITOR-ELSA2- BREMSE

WVA NO.

TM-MAN-006

165MM



OE NO.
812 5937 6021
812 5428 6000

APPLICATION:
FUR TROMME 1 BREMSEN

WVA NO.

TM-MAN-007

195MM




OE NO.
812 5937 0022
812 5937 6012

APPLICATION:
M2000,F2000,TG-A
TROMME 1 BREMSE

WVA NO.

TM-MAN-008

195MM



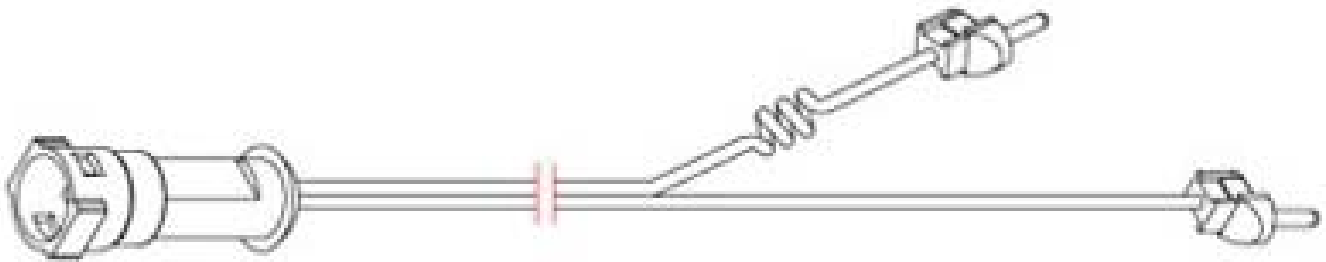
OE
 812 5937 0026
 812 5937 6011

APPLICATION:
 M2000,F2000,TG-A
 TROMME 1 BREMSE

WVA NO.

TM-MAN-009

350/215MM



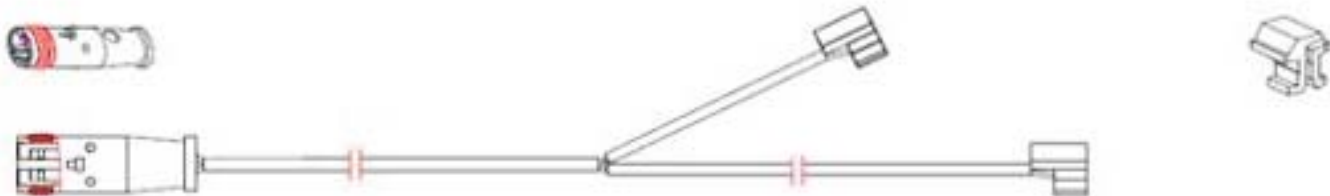
OE NO.
 815 0822 6015
 815 0822 6029

APPLICATION.

WVA NO.
 29087
 29093

TM-MAN-010

335MM



OE NO.
 815 0811 0004
 828 2388 4510
 828 5388 4510
 828 5355 4510

APPLICATION:
 F2000,M2000,F90,
 SETRA S300NC,S309,S312,S315
 LNTEGRO,
 KASSBOHER

WVA NO.
 29030
 29053
 29083

TM-DZ-001

270MM



OE NO.
1J0 615 121

APPLICATION:
GOLF IV R32,AUDI,
TT V6

WVA NO.21 484

TM-DZ-002

155MM



OE NO.
1J0 698 151

APPLICATION.
AUDI A3(8L1)
SEAT LEON(1M1)
SEAT TOLEDOII(1M2)

WVA NO.

TM-DZ-003

440MM



OE NO
3B7 615 121.

APPLICATION:
PASSAT 4.0 W8 17 BREMSE

WVA NO.
21 484
21 485

TM-DZ-004

MM


OE NO.

APPLICATION:

WVA NO.

TM-DZ-005

250MM



OE NO.
441 919 351 A.

APPLICATION:
100 S4 CH.44P150000
V8 CH.441102679

WVA NO.
21 219
21 306

TM-DZ-006

180MM




OE NO.
4B3 698 451

APPLICATION.
A4. A6. A8

WVA NO.

TM-DZ-007

230MM



OE NO.
443 919 351 A
447 919 351 A

APPLICATION:
200,QUATTA CH. 44 K 045 020
100,QUATTRO5 -ZYLINDER AB CH.
44K 045 094

WVA NO.
21 211

TM-DZ-008

297MM




OE NO.
4D0 615 121

APPLICATION:
A8 QUATTRO 12 ZYLINDER
MOT.AZC

WVA NO.

TM-DZ-009

230MM



OE NO.
4A0 698 151

APPLICATION:
A6,100

WVA NO.

TM-DZ-010

210MM




OE NO.
7B0 698 151 R

APPLICATION:
A6.ALLROAD(4BH)

WVA NO.

TM-DZ-011

420MM




OE NO.
7L0 907 637
7L0 907 637
955 612 365 00

APPLICATION:
TOUAREG MIT BREMBO-BREMSE
Q7,AUDI,PORSCHE,
CAYENNE S TURBO

WVA NO.
23 692

TM-DZ-012

255MM




OE NO.
7L0 907 637C
955 612 365 20
955 612 365 20
7L0 907 637B

APPLICATION:
Q7,CAYENNE S TURBO,TURBO S
TOUAREG MIT BREMBO-BREMSE

WVA NO.
23 694

TM-DZ-013

405MM




OE NO.
7L5 907 637
955 612 365 50

APPLICATION:
TOUAREG MIT 19 BREMSE
CAYENNE TURBO MIT 10 BREMSE

WVA NO.

TM-DZ-014

380MM




OE NO.
7L5 907 637A
955 612 365 60

APPLICATION:
TOUAREG MIT 19 BREMSE
CAYENNE TURBO MIT 19 BREMSE

WVA NO.

TM-DZ-015

240MM



OE NO.
7L5 907 637B
955 612 365 70

APPLICATION:
TOUAREG MIT 19 BREMSE
CAYENNE TURBO MIT 19 BREMSE

WVA NO.

TM-DZ-016

305MM



OE NO.
8D0 615 121

APPLICATION:
Rs4 QUATTRO

WVA NO.
21 484

TM-LH-001

OE NO.
SOE000011
1H4Z2L507AA

WVA NO.
21 487

LONG:
1220MM

APPLICATION
RANGE ROVER III
BIS FGST.NR.5A 999 999:



TM-LH-002

OE NO
SEM000012
XH4Z210K845AAA.

WVA NO.
23 397

LONG:
780MM

APPLICATION.
RANGE ROVER III



TM-LH-003

OE NO.
SEM000024
5H2210K845AA
SEM500070
7H2210K845KK

WVA NO
24 191.

LONG:
1184MM

APPLICATION:
DISCOVERY III L319



TM-LH-004

OE NO.
SOE000025
5H4Z210K845BA

WVA NO.
24 192

LONG:
1178MM

APPLICATION:
DISCOVERY III
RANGE ROVER III SPORT



TM-LH-005

OE NO
SEM500025
5H3210K845CA
SEM500090
7H3210K845BA

LONG:
1209MM

WVA NO.

APPLICATION:
RANGS ROVER III SPORT
(NUR FUR 4,2 L KOMPRESSOR)



TM-LH-006

OE NO.
SEM500050
6H4210K845AA

LONG:
845MM

WVA NO.
23 397

APPLICATION.
RANGS ROVER III

TM-LH-007

OE NO
SOE500030
6H4210K845BA

LONG:
1270MM

WVA NO.
21 487

APPLICATION:
RANGE ROVER III
AD FGST.NR.6A 000 001



TM-LH-008

OE NO.
SEM500062
5H3210K845BA
SEM500080
7H3210K845BA

LONG :
1229MM

WVA NO.
24 191

APPLICATION:
RANGS ROVER III SPORT
(NUR FUR 4,4 L 2.7 TDVM)

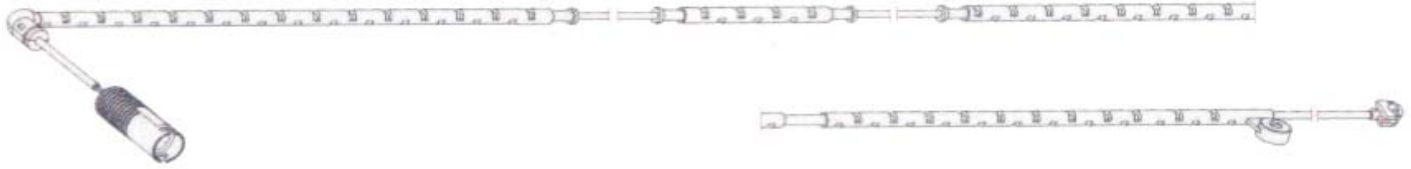


BRAKE WARNING CONTACT

RoHS COMPLIANCE CE UL ISO9001:2000

TM-LH-001

1220MM



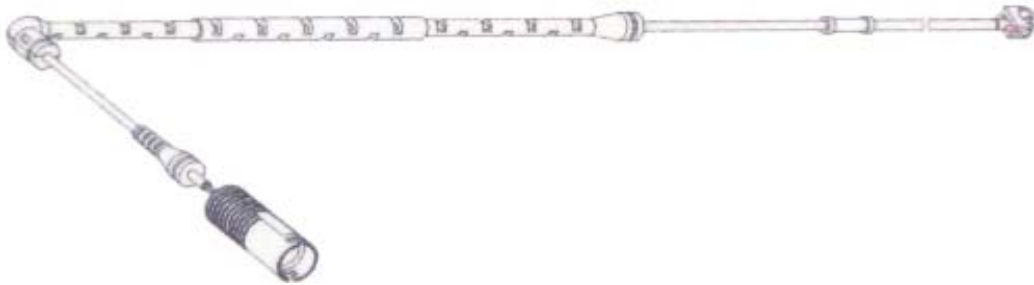
OE NO.
 SOE000011
 1H4Z2L507AA

APPLICATION
 RANGE ROVER III
 BIS FGST.NR.5A 999 999:

WVA NO.
 21 487

TM-LH-002

780MM



OE NO
 SEM000012
 XH4Z210K845AAA.

APPLICATION.
 RANGE ROVER III

WVA NO.
 23 397

TM-LH-003

1184MM



OE NO.
 SEM000024
 5H2210K845AA
 SEM500070
 7H2210K845KK

APPLICATION:
 DISCOVERY III L319

WVA NO
 24 191.

TM-LH-004

1178MM



OE NO.
 SOE000025
 5H4Z210K845BA

APPLICATION:
 DISCOVERY III
 RANGE ROVER III SPORT

WVA NO.
 24 192

TM-LH-005

1209MM



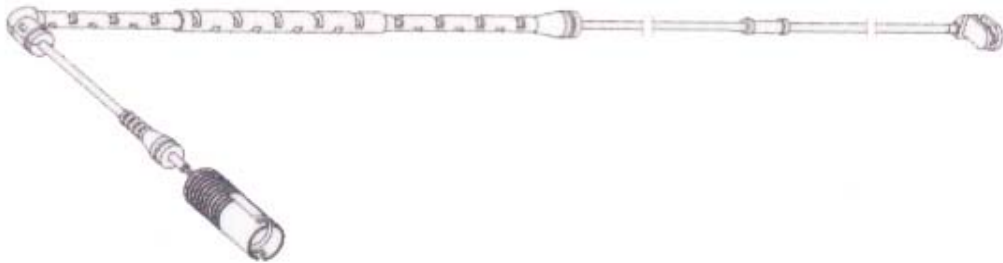
OE NO
SEM500025
5H3210K845CA
SEM500090
7H3210K845BA

APPLICATION:
RANGS ROVER III SPORT
(NUR FUR 4,2 L KOMPRESSOR)

WVA NO.

TM-LH-006

845MM



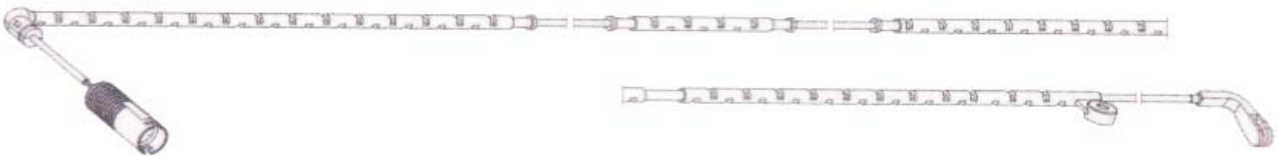
OE NO.
SEM500050
6H4210K845AA

APPLICATION.
RANGS ROVER III

WVA NO.
23 397

TM-LH-007

1270MM



OE NO
SOE500030
6H4210K845BA

APPLICATION:
RANGE ROVER III
AD FGST.NR.6A 000 001

WVA NO.
21 487

TM-LH-008

1229MM



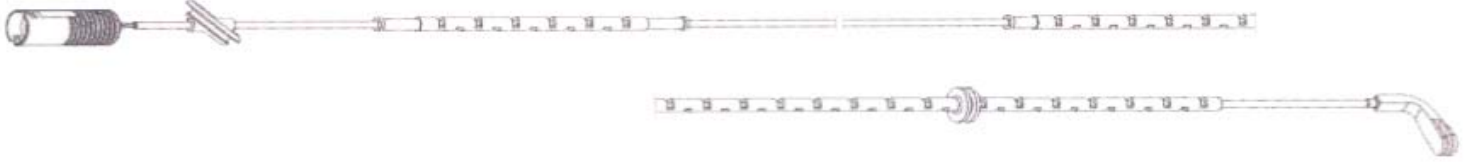
OE NO.
SEM500062
5H3210K845BA
SEM500080
7H3210K845BA

APPLICATION:
RANGS ROVER III SPORT
(NUR FUR 4,4 L 2.7 TDVM)

WVA NO.
24 191

TM-LF-001

1120MM



OE NO.
SOM100030

APPLICATION:
ROVER 75

WVA NO.

TM-LF-002

850MM



OE NO.
SOM100010

APPLICATION:
ROVER 75

WVA NO.

TM-OB-001

860MM



OE NO.
12 38 343
902 50 705

APPLICATION:
OPEL OMEGA A 2.0,2.4
-CH.K 1000098

WVA NO.
20939
211901

TM-OB-002

660MM



OE NO
12 38 348
903 35 784.

APPLICATION
VECTRA A 1.8,2.0,16V,4X4
CALITRA 1.8,2.0,16V,4X4
ASTRA F 2.0,2.0 16V

WVA NO.
21190

TM-OB-003

660MM



OE NO.
 12 38 349
 903 35 785

APPLICATION:
 VECTRSA A 1.4,1.6,1.7D,TD
 VECTRA A 1.8,1.84X4

WVA NO.
 20939
 20547
 21190

TM-OB-004

260MM



12 38 353
 901 85 106

APPLICATION.
 KADETT E ALL MOD.-2.0 GSI
 KADETT GSI -CH. J 5273427
 -CH.J 2789612

WVA NO.
 20939
 21190

TM-OB-005

860MM



OE NO.
 12 38 369
 903 42 177

APPLICATION:
 SENATOR B 2.9 -CH. K1000098
 OMEGA A 3000 -CH. K1000098

WVA NO.
 21225

TM-OB-006

660MM



OE NO.
 12 38 404
 903 05 918

APPLICATION:
 OMEGA A 2.0,2.4 ,CH. K 1000099
 OMEGE A 1.8,+ALL.DIESEL
 CH. L 1019855

WVA NO
 21190

BRAKE WARNING CONTACT



TM-OB-007

950MM




OE NO.
 12 38 404
 903 05 918

APPLICATION:
 KADETT E 2.0 GSI
 CH.J2789613/CH.J5273428

WVA NO.
 20939
 21190

TM-OB-008

660MM



OE NO.
 12 38 408
 903 43 962

APPLICATION.
 Omega a 1.8.+all.diesel
 -ch.l 1019854

WVA NO.
 21225

TM-OB-009

660MM



OE NO.
 12 38 409
 903 43 961

APPLICATION:
 SENATOR B 2.9, CH. K 1000099
 SENATOR B 3.0, CH. M 1000000
 OMEGA A 2.6,3.0,24V
 CH. K 1000099-CH. M 1000000

WVA NO.
 21225

TM-OB-010

860MM



OE NO.
 12 38 421
 903 72 058

APPLICATION:
 OMEGA A 2.0-CH. K 1000098
 UMBAU DELCO AUF ATE

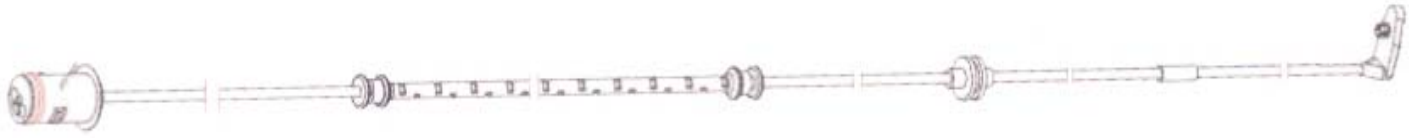
WVA NO
 21190

BRAKE WARNING CONTACT



TM-OB-011

740MM



OE NO.

12 38 442
 62 38 075
 904 98 321

APPLICATION:

ASTRA G UND, 1.216V,1.4, 1.6,
 1.816V,2.016V, 1.7TD,2.0DI 16V,2.2DTI

WVA NO.

23057
 23063

TM-OB-012

685MM



OE NO.

12 38 783
 903 45 102

APPLICATION.

OMEGAA 2.6,3.0,24V,
 CH. M 1000001

WVA NO.

21368

685MM

TM-OB-013



OE NO.

12 38 984
 904 25 491

APPLICATION:

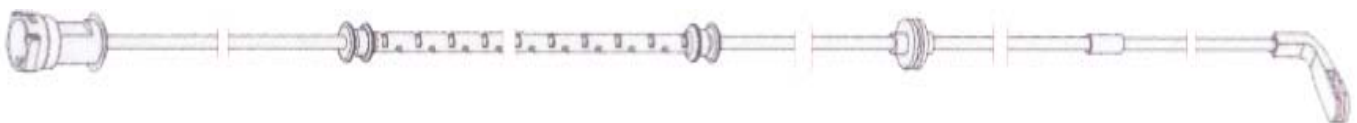
ASTRA F 1.4,1.6, ASTRA F 1.7D,
 1.7TD,1.8

WVA NO.

20547

TM-OB-014

695MM



OE NO.

131 31 256
 62 35 623

APPLICATION:

VECTRA C, SIGNUM

WVA NO

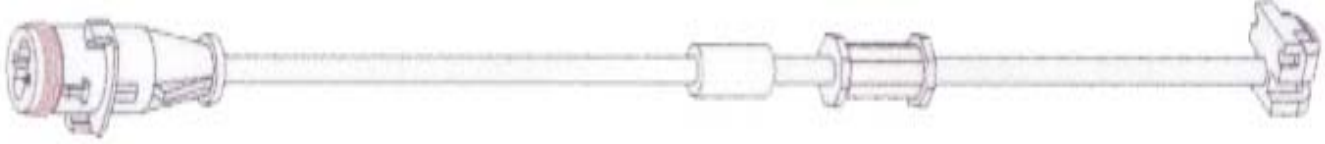
23402
 23403

BRAKE WARNING CONTACT



TM-OB-015

300MM



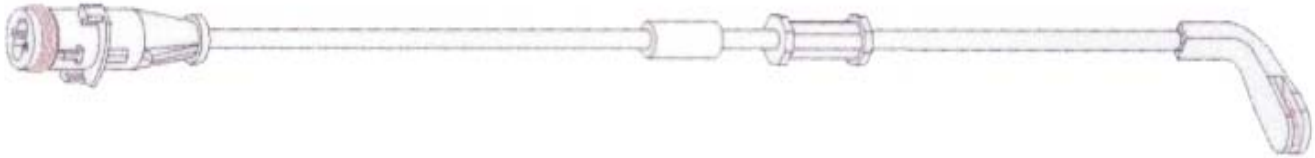
OE NO.
 131 16 560
 62 35 647

APPLICATION:
 ASTRA H, MKV, SIGNUM,
 VECTRA C, ZAFIRA B

WVA NO.
 23057
 23832

TM-OB-016

305MM



OE NO.
 131 39 260
 62 35 648

APPLICATION:
 VECTRA C CH 41048790
 48045598

WVA NO.
 23404

TM-OB-017

750MM




OE NO.
 62 35 674
 131 53 473

APPLICATION:
 ASTRA H, ZAFIRA,
 MOTOR: X18XE1, Z18XE, Z22SE

WVA NO.
 23057

TM-BSJ-001

800MM



OE NO.
 928 612 311 00

APPLICATION:
 PORSCHE: 928, CH. 9288101800

WVA NO
 20629
 20 481

TM-BSJ-002

1020MM



OE NO.

928 612 311 01
928 612 311 02
928 612 311 03

APPLICATION:


928, CH. 928 810 1801
928 SCHWIMMSATTEL

WVA NO.

20 953
20 629
21 163

TM-BSJ-003

567MM



OE NO

928 612 313 00.

APPLICATION.

928, CH. 92881001800

WVA NO.

20 482
20 877

TM-BSJ-004

580MM



OE NO.

928 612 313 01

APPLICATION:


928,928S, CH.9288101801

WVA NO.

20 482
20 877

TM-BSJ-005

525MM



OE NO

928 612 313 02.

APPLICATION:

928S

WVA NO

20877

TM-BSJ-007

220MM



OE NO.
928 612 315 02

APPLICATION:
928,928.S4
911 CARRERA 2

WVA NO.

TM-BSJ-008

640MM



OE NO
928 612 363 00
928 612 363 01.

APPLICATION.
928.S4,GTS

WVA NO.
20 877

TM-BSJ-009

330MM



OE NO.
928 612 265 00
928 612 365 01

APPLICATION:
928.S4

WVA NO.
330

TM-BSJ-010

325MM



OE NO.
928 612 366 00

APPLICATION:
928 GTS

WVA NO
21 402

TM-BSJ-011

586MM



OE NO.
930 612 211 00

APPLICATION:
911 TURBO ALL MOD

WVA NO.
21 163
20 910

TM-BSJ-012

281MM



OE NO.
944 612 211 00
944 612 211 02

APPLICATION.
911 TURBO, 944,944S,944TURBO
911 CARRERA ALL MOD

WVA NO.
20 953
20 877

TM-BSJ-013

366MM



OE NO.
944 612 211 01

APPLICATION:
944,944S,944TURBO

WVA NO
20 877.

TM-BSJ-014

260MM



OE NO.
944 612 212 00

APPLICATION:
944

WVA NO
20 877

TM-BSJ-015

318MM



OE NO.
944 612 212 01

APPLICATION:
944

WVA NO.
20 877

TM-BSJ-016

400MM



OE NO
944 612 365 01
944 612 365 00.

APPLICATION.
944.S2

WVA NO.
20 877

TM-BSJ-017

2085MM



OE NO.
951 612 212 00

APPLICATION:
944 TURBO

WVA NO.
20 953

TM-BSJ-018

420MM




OE NO.
955 612 365 00
7L0 907 637
7L0 909 637

APPLICATION:
CAYENNE S + TURBO
TOUAREG MIT BREMBO-BREMSE
Q7

WVA NO
23 692

TM-BSJ-019

3255MM



OE NO.

955 612 365 20
 7L0 907 637B
 7L0 907 637C

APPLICATION:


CAYENNE S + TURBO, TURBO S
 TOURAREG MIT BREMBO-BREMSE
 Q7

WVA NO.

23 694

TM-BSJ-020

405MM



OE NO.

955 612 365 50
 7L5.907.637

APPLICATION:

CAYENNE TURBO MIT
 19" BREMSE

WVA NO.

TM-BSJ-021

370MM



OE NO.

955 612 365 60
 7L5 907 637 A

APPLICATION:

CAYENNE MIT 18" PLUS BREMSE
 TOUAREG MIT 18" PLUS BREMSE

WVA NO.

TM-BSJ-022

240MM



OE NO.

955 612 365 70
 7L5 907 637 B

APPLICATION:

CAYENNE MIT 18" PLUS BREMSE
 TOUAREG MIT 18" PLUS BREMSE

WVA NO

TM-BSJ-023

515MM



OE NO.

964 612 21100
964 612 363 00
964 612 365 01

APPLICATION:

911 CARRERA 2,911 CARRERA4,
911 CARRERA RS

WVA NO.

20 877
21 163

TM-BSJ-024

435MM



OE NO

964 612 363 00
964 612 365 01.

APPLICATION.

911 CARRERA 2,911 CARRERA4,
911 CARRERA RS

WVA NO.

20 877
21 163

TM-BSJ-025

540MM



OE NO.

965 612 368 00
998 612 368 00

APPLICATION:


911 CARRERA 2+4
CARRERA(UMBAU AUF TURBOLOOK)

WVA NO.

21 402

TM-BSJ-26

275MM



OE NO.

980 612 347 01

APPLICATION:

GT MIT KERAMIK BREMSE

WVA NO

.

TM-BSJ-027

505MM



OE NO.
986 612 365 00

APPLICATION:
BOXSTER, BOXSTER S,
911 CARRERTA, TURBO, GT3

WVA NO.
21 792

TM-BSJ-028

505MM



OE NO.
987 612 676 01

APPLICATION:
BOXSTER MIT
KERAMIK BREMSE

WVA NO.

TM-BSJ-029

700MM



OE NO.
993 612 365 01

APPLICATION:
911 CARRERA 2+4, 011 TURBO 3.6
911 CARRERA RS

WVA NO.
20 877

TM-BSJ-030

330MM



OE NO.
993 612 965 00

APPLICATION:
011 ALL MOD,
NUR IN VERB. MIT TEXTAR

WVA NO
20 922
20 011

TM-BSJ-031

290MM



OE NO.
993 612 965 01

APPLICATION:
911 ALL MOD,
NUR IN VERB.MIT TEXTAR SBB

WVA NO.
20 922
20 011

TM-BSJ-032

560MM



OE NO.
996 612 347 00

APPLICATION.
996, TURBO,
Gt2 MIT KERAMIK BREMSE

WVA NO.

TM-BSJ-033

502MM



OE NO.
996 612 348 00

APPLICATION:
996, TURBO,
Gt2 MIT KERAMIK BREMSE

WVA NO.

TM-BSJ-034

505MM



OE NO.
986 612 365 00

APPLICATION:
BOXSTER

WVA NO
21 937

TM-BSJ-035

556MM



OE NO.

997 612 677 00
 997 612 347 00

APPLICATION:

911 carrera 4,4s
 911 turbo,gt2,gt3

WVA NO.

TM-BSJ-036

556MM



OE NO.

997 612 675 01

APPLICATION.

Boxster s mit leramik bremse

WVA NO.

TM-BSJ-037

515MM



OE NO.

996 612 348 00
 997 612 676 01

APPLICATION:

911 carrera,turbo,
 Gt2 mit keramik BREMSE

WVA NO.

TM-BSJ-038

388MM



OE NO.

997 612 678 00

APPLICATION:

911 carrera s ohne
 keramik bremse

WVA NO

23 329

BRAKE WARNING CONTACT



TM-BSJ-039

460MM



OE NO.
997 612 679 00

APPLICATION:
911 carrera mit keramik
bremse

WVA NO.

TM-BSJ-040

546MM



OE NO.
997 612 680 00

APPLICATION.
911 carrera 4s ohne
keramik bremse

WVA NO.

TM-BSJ-041

495MM



OE NO.
997 612 754 00

APPLICATION:
carrera c2,c4

WVA NO.

TM-BSJ-042

358MM



OE NO.
997 612 755 00

APPLICATION:
boxster 2.7,boxster s
cayman s

WVA NO
.

BRAKE WARNING CONTACT



TM-BSJ-043

360MM



OE NO.
997 612 756 00

APPLICATION:
911 carrera ohne
keramik bremse

WVA NO.

TM-BSJ-044

365MM




OE NO
977 612 757 00.

APPLICATION.
911 carrera s
boxster 2.7

WVA NO.

TM-BSJ-045

378MM




OE NO
997 612 78 00.

APPLICATION:
Boxster s
cayman s

WVA NO.

TM-BSJ-046

370MM



OE NO
997 612 759 00.

APPLICATION:
911 carrera ohne
keramik bremse

WVA NO
.

TM-BSJ-047

370MM



OE NO.
997 612 769 00

APPLICATION:
911 varrera c2

WVA NO.

TM-BSJ-048

525MM



OE NO.
997 612 770 00

APPLICATION.
911 carrera c4

WVA NO.

TM-BSJ-049

555MM



OE NO.
997 612 677 90

APPLICATION:
911 3.6 GT3

WVA NO.