

HYDRAULIC TAPPET




ISO9001:2000

PIC	SIZE(mm)		REF	OE NO.	APPLICATION
	DIA	HEIGHT			
	21.4	50.8	TP01	13750-71010 13750-70020 13750-71020 13750-0W020 HT6005 HT989 VL519	TOYOTA 2Y/3Y/4Y DAIHATSU GM
	21.4	50.8	TP03	HT817/VL37 17085566 5231475 5232670 4232450 3799644 3869997	BUICK CHEVROLET GM JEEP
	21.4	50.8	TP05	17085565/HT969	GM CHEVROLET JEEP
	21.4	50.8	TP08	5231970 5232245 ERC4949	OPEL ROVER
	22.2	50.8	TP09	HT900/VL35	FORD
	22.2	47	TP10	6577376	FORD
	22.2	46.8	TP11	85003100 6577376 5750692 HT2083B VL9 420017810 265232 36-2083 85TM6500AB E6TZ6500A ECU6500A	FORD LINCOLN
	23	46.8	TP12	HT2011R 2899856 VL89	CHRYSLER JEEP

HYDRAULIC TAPPET












ISO9001:2000

PIC	SIZE(mm)		REF	OE NO.	APPLICATION
	DIA	HEIGHT			
	21.4	50.8	TP02	13750-71010	TOYOTA SUZUKL ROVER MG OPEL
	21.4	50.8	TP06	5232720/3869997 8132248/5232720 5232670/5232600 5234485/5234935 5235200/5233515 5233810/5233765 5232700/523272C	BUICK CHEVROLET GM JEEP CADILLAC
	21.4	50.8	TP07	5232720	CHRYSLER CHEVROLET GM JEEP FORD
	23	46.5	TP14	VL112RH	CHRYSLER JEEP
	23	47	TP17		FORD
	12	37.7	TP18	640039	OPEL SAAB
	13	39.2	TP19	XS6E6C501AC	FORD
	11	25.5	TP23	85002100 7660771	FORD FIAT NAVECO

HYDRAULIC TAPPET




ISO9001:2000

PIC	SIZE(mm)		REF	OE NO.	APPLICATION
	DIA	HEIGHT			
	23	48	TP13	HT2011	JEEP
	23	48.3	TP15	2899856	JEEP
	23	46.5	TP16		FORD
	12	20.5	TP20	F8B512100B 24610-22600 JFYI-12-100 13230-AA110 13120-AA110 24610-22020 8-97010-727-0 MJF0-11-2100 E92Z-6C501-B E92Z6C501A VL146	MAZDA ISUZU SUBARU FORD HYUNDAI KIA HONDA
	13	25.8	TP21	MD093714 MD339767 MD151382 MD377561 MD377560 24610-32824 420020010 85004400 AM15-12-9X0 MD072177 HT6000	CHRYSLER(300、625H、6G72、H00) MITSUBISHI(4G63N/4G64N/4G54/4G62/4G18) HYUNDAI CHERY
	14	29.3	TP22	1030500080	BENZ(M102/M103/M104/M111)
	11	27	TP24	1130500280 8200009982 85015200	BENZ(M112/M113) RENAULT
	12	34	TP25		CHERY

HYDRAULIC TAPPET












ISO9001:2000

PIC	SIZE(mm)		REF	OE NO.	APPLICATION
	DIA	HEIGHT			
	16	49.1	TP26	22231-27000	HYUNDAI
	12	34.5	TP30	059109521C	VW
	12	35.6	TP36	O640016	OPEL SAAB
	14	44.8	TP42	MD171130	mitsubishi
	22.2	55	TP44	6431447	FORD
	21.4	75	TP50	1550925 HLT123-38	FORD MAZDA
	22.2	47	TP52	5750692	FORD BENTLEY
	14	38.5	TP53		FORD GM

HYDRAULIC TAPPET




ISO9001:2000





PIC	SIZE(mm)		REF	OE NO.	APPLICATION
	DIA	HEIGHT			
	12	34.7	TP27	7701062312 1146061 9464396380 0942.42/0942.53 2S6Q6500AA 22231-2A000 57109521 F46318.37 11332249817 022109423A 059109521C 12891-67G00 90529534 46475925/0640013 0640007 036109423A 030109423	VW AUDI NAVECO FIAT SKODA LANCIA CITROEN HYUNDAI VOLVO SEAT FORD BMW PEUGEOT
	12	39.2	TP28	7700107555 13231-00QAA	OPEL RENAULT NISSAN
	12	37	TP29	46427282	FORD TOYOTA
	14	44.5	TP33	MD171130	MITSUBISHI 4G93/4G94/V3
	15	43.5	TP34	O942.25	CIROEN PEUGEOT RENAULT FIAT LANCIA
	15	43.2	TP35	7778140 4611495	FIAT LANCIA IVECO
	15.9	54	TP37	HT2274 267302 85004200 420019810 24610-33020 24610-33050 MD124739 MD337687 MD149309 MD337054	HYUNDAI MITSUBISHI KIA CHRYSLER
	15.9	51	TP38	4105348 HT2105 VL87 4240007	CHRYSLER

HYDRAULIC TAPPET




ISO9001:2000

PIC	SIZE(mm)		REF	OE NO.	APPLICATION
	DIA	HEIGHT			
	16	48.5	TP39	11331433672 1247054/1433672 1712010 11331721698 11331734402 11331714604 11331247054	BMW
	16	50.3	TP40	HT2271 F1AE6C501BB VL107 85003300 3377993 AJ03-12-100	MAZDA FORD
	12	33.5	TP41	942.49	FORD CITROEN PEUGEOT FIAT LANCIA
	16	51.2	TP43	93361391	FORD BMW PEUGEOT
	21.4	50	TP45	265350 640049/0640049 640054/0640054 5234520 5234520 420001310 85000200 3006400054 5233745 17121905	OPEL GM VAUXHALL
	22.2	50	TP46	VL86 VT2102 6784946 ESFZ6500B E2 EE6500CA E1FZ6500A E5FZ6500A E5F6500CA 81SM6500D1H HT2102 6129778 6129780 E2EE6500CA	CHERY FORD
	17	44.5	TP47	13231-53J00 13234-53J01 13234-53J10	NISSAN INFINITI
	20	65	TP48	13750-70010	TOYOTA

PIC	SIZE(mm)		REF	OE NO.	APPLICATION
	DIA	HEIGHT			
	21.4	68.1	TP49	5233315	DAEWOO BUICK CHEVROLET GM/FORD FIAT/IVECO LANCIA/VAUXHALL
	15.9*43.3	51.5 24	TP51	21214-1007160-30	LADA
	21.4	56.5	TP55	17102014 HT2270	BUICK(REGAL3.0/REGAL2.4)
	21.4	66	TP58	17120735 5233745	BUICK CHEVROLET GM HUMMER SAAB
	22	58	TP59	1160500180	BENZ
	25.8*16	48.5	TP60	13231-V5004 HT2198 VL121	NISSAN
	35	26	TP61	640001 050109309C 050109309H	AUDI BMW FORD OPEL VOLVO SKODA
	35	26	TP62	038109309A	AUDI VOLKSWAGEN FORD/GM SEAT SKODA VOLVO BMW/OPEL

HYDRAULIC TAPPET




ISO9001:2000

PIC	SIZE(mm)		REF	OE NO.	APPLICATION
	DIA	HEIGHT			
	22.2	64	TP54	7072620	FORD OPEL MAZDA
	21.4	66.1	TP56	5233745	GM CHEVROLET
	22.2	49.5	TP57	F2CZ6500A	FORD
	33	24	TP73	60664980	ALFA ROMEO LANCIA
	31	26	TP74	12891-86512	SUZUKL
	40	36	TP75	6010500425	BENZ(OM601/602/603)
	42	34	TP78	7273171 6184939	FORD
	31	24.5	TP79	13231-79S00	INFINITI NISSAN

HYDRAULIC TAPPET




ISO9001:2000

PIC	SIZE(mm)		REF	OE NO.	APPLICATION
	DIA	HEIGHT			
	35	26.8	TP63	13231-40L05	NISSAN
	28.4	26	TP64	96344350	FORD
	30	27	TP65	100730000	LADA
	33.5	26	TP66	058109309E/A/K 077109309G	VOLKSWAGEN SKODA AUDI SEAT
	24	24	TP67	058109309F	VOLKSWAGEN SKODA AUDI SEAT
	35	26	TP68	74109309 9186568 O34109309A/AD 13231-V7215 95VW6500BA SE021012101A 9186568	VOLKSWAGEN AUDI FORD VOLVO SEAT SKODA ALFA-ROMEO
	32	26	TP69	93391907 96184997 90570967 640005	BUICK(EXCELLE1.6) DAEWOO OPEL SAAB PEUGEOT CITROEN LADA
	31	26	TP70	036109309D 30875690	VOLKSWAGEN AUDI VOLVO

HYDRAULIC TAPPET




ISO9001:2000

PIC	SIZE(mm)		REF	OE NO.	APPLICATION
	DIA	HEIGHT			
	35	26	TP71	038109309B	AUDI VW FORD BMW SKODA
	33	24	TP72	OK95K-12-101A 6110500225 1748880 11321748880	KIA PORSCHE BENZ
	28.4	26	TP76	46765629	FIAT LANCIA
	33	26	TP77	60812654 46413078	FIAT LANCIA ALFA-ROMEO AUDI
	30	24	TP80	91XM6500CA 420007310 420003510	FORD LADA NISSAN
	28.4	26	TP81	938M6500A2E	FORD RENAULT PEUGEOT CITROEN FIAT NAVECO LANCIA
	30	24	TP83	OK247-12-101	KIA
	32	26	TP85	96376400 96184997	BUICK(EXCELLE1.8) DAEWOO/PEUGEOT AUDI GM LADA

HYDRAULIC TAPPET




ISO9001:2000

PIC	SIZE(mm)		REF	OE NO.	APPLICATION
	DIA	HEIGHT			
	28.4	26	TP82		CITROEN
	12	32.7	TP84		CITROEN FIAT PEUGEOT FORD
	32	26	TP92	90570967	DAEWOO OPEL
	M18	64.5	TP98	21214-1007160	LADA
	24	49	TP99	022109309 077762	VW
	11.2	25	TP100	KA24	NISSAN
	21.4	96.1	TP101	HR-4610	
	21.4	78.2	TP102	HR-5571	

HYDRAULIC TAPPET










ISO9001:2000

PIC	SIZE(mm)		REF	OE NO.	APPLICATION
	DIA	HEIGHT			
	32	26.5	TP86	640009 90570967 24419109	DAEWOO LADA OPEL SAAB VAUXHALL
	35	24	TP88	1040501225	MERCEDES-BENZ HYUNDAI VW SANGYONG
	35	26	TP89	9180681	VOLVO SEAT
	30	24	TP90	KL01-12-101B FS12-12-101 F32Z-6C501A	MAZDA HYUNDAI FORD SUBARU
	30	26	TP91	22231-37110	HYUNDAI KIA
	32	26	TP93	640005	GM DAEWOO OPEL SAAB PEUGEOT CITROEN LADA
	33	26	TP94	22231-23001	HYUNDAI(ELANTRA1.6L)
	33	24	TP96	46787055	LANCIA FIAT ROVER AUDI


HYDRAULIC TAPPET




ISO9001:2000

PIC	SIZE(mm)		REF	OE NO.	APPLICATION
	DIA	HEIGHT			
	33	27	TP97	HT2273 VL124	CHEVROLET
	40	36	TP118	6010500425	MERCEDES-BENZ(OM601/602 /603)
	12	37.5	TP281		FORD TOYOTA
	16	49.3	TP282		FORD
	15.9	54.1	TP283	MD377054	HYUNDAI
	12	37	TP284		OPEL SAAB BUICK GM ISUZU TOYOTA FIAT VAUXHALL

PIC	SIZE(mm)		REF	OE NO.	APPLICATION
	DIA	HEIGHT			
	30	24	TP122	13231-53Y01 420008910	NISSAN
	31	24.5	TP123	224001 362299 565091 VT6054 HT2299 LIFT025 94853609 421001710 13751-02020 13751-74020	TOYOTA LEXUS
	31	26	TP125	640015	ISUZU OPEL HONDA GM
	32	26.5	TP126		OPEL
	33	26	TP127	2222623500	HYUNDAI KIA
	34	25	TP129	942.41	CITROEN FIAT PEUGEOT
	34	26.5	TP130		FIAT
	35	26.3	TP134	7700100939	RENAULT






PIC	SIZE(mm)		REF	OE NO.	APPLICATION
	DIA	HEIGHT			
	35	28.6	TP137	7700716248	RENAULT
	35	29.3	TP139	5942273	CITROEN FIAT PEUGEOT LANCIA NISSAN ROVER
	35	29.8	TP141		CITROEN PEUGEOT
	37.5	28	TP143		CITROEN PEUGEOT
	38	23	TP145	13751-64011	TOYOTA
	44	32.3	TP147	4733350	IVECO FIAT CITROEN LANCIA OPEL PEUGEOT VAUXHALL
	40.9	25	TP148	13751-54010	TOYOTA VW
	23.3*13.1	47.3	TP149	89BM6500AB	FORD

PIC	SIZE(mm)		REF	OE NO.	APPLICATION
	DIA	HEIGHT			
	24*14	54.2	TP150	5921764	FIAT
	25.5*13	53.2	TP151	94026572	ISUZU
	26*13.9	67.2	TP152	243-244-243	FIAT
	26*14.9	67.2	TP153	296-247-248	FIAT
	30*16	60	TP154	3931623	CUMMINS
	31.2*20	77	TP155	4030541801	BENZ
	31.8*25.1	52.4	TP156	150-1007011 C5NE6500C2	FORD
	32*20	76	TP157	4030541901 403050425 4030541101 4030542001 4220500325 4220500025 4760500025 4030541001 1030500325	BENZ MAN

PIC	SIZE(mm)		REF	OE NO.	APPLICATION
	DIA	HEIGHT			
	25.5*14.25	57.1	TP160	0063612431A	KIA HYUNDAI
	19	33.6	TP161	7700690122	FORD
	24	48.4	TP163		DAF
	25.1	58.1	TP165	13751-61010	TOYOTA
	34	70	TP168	3450547001	BENZ
	31	68	TP172	421067	VOLVO
	35	66.1	TP176	131105	VOLVO SCANIA
	36	72	TP178	03408 424352 422318 479031 FOL69 CF1188 1545540	VOLVO

PIC	SIZE(mm)		REF	OE NO.	APPLICATION
	DIA	HEIGHT			
	38	33	TP179	17067 265970 0942.17 99180011 421001010 9151343780 9151598380 9153343780	PEUGEOT CITROEN IVECO LANCIA FIAT RENAULT
	40.6	66.1	TP180	6010.01.00	VOLVO
	28	89	TP182		VAUXHALL
	30	75	TP183	5410500722	BENZ
	24	48.1	TP187	13751-87304	TOYOTA
	27	65.8	TP188	13750-58011	TOYOTA
	31	27.5	TP189		MAZDA6
	37	30.6	TP190	4630075	VOLVO

PIC	SIZE(mm)		REF	OE NO.	APPLICATION
	DIA	HEIGHT			
	34	25.5	TP195		FORD
	26	21	TP196		GM(B12)
	32	26	TP197		FORD
	23	22.1	TP194		CHANGAN(CB10)
	28	22	TP199	13751-16010	TOYOTA
	31	68.2	TP200	421067A	VOLVO

PIC	SIZE(mm)		REF	OE NO.	APPLICATION
	DIA	HEIGHT			
	32	26	TP198		CHEVROLET
	32	24	TP198A		HYUNDAI
	30	25	TP294		HUYNDAI
	30	18.5	TP206		NISSAN
	30	18.5	TP206A		NISSAN

气门目录 Engine valve catalog

ENGINE		IN EX	O.E.M NO.	MATERIAL DIMENTIONS								REMARKS
TYPE	CYL			HD	SD	OL	TIP	STL	N	CR	SA	

ALFA-ROMEEO

ALFA ROMEO 1.5长	4	IN	605 40 326	39.80	8.0	92.90			O		45	11	
		EX	605 40 325	33.10	8.0	92.10	O		O		45	11	
ALFA ROMEO 2.5	4	IN	12760 10000 00	40.00	8.0	98.00			O		45	11	
		EX	12519 60000 00	33.00	8.0	97.50	O		O		45	11	
ALFA-ROMEEO 1.5长 小面	4	IN		38.10	8.0	98.00			O		45	11	
		EX	12519 60000 00	33.00	8.0	97.50	O		O		45	11	
ALFA- ROMEO 1.5短 小面	4	IN	10289 40000 00	38.10	8.0	92.20			O		45	11	
		EX	10289 60000 00	33.10	8.0	92.90	O		O		45	11	
ALFASUD 1200C.C	4	IN	E30010 03300 07	38.10	8.0	94.30			O		45	11	
		EX	E30010 03301 02	33.10	8.0	94.60	O		O		45	11	
ALFA-ROMEEO 2.0 87年后	4	IN	11655 03300 07	44.10	9.0	104.50			O		30	10	
		EX	10512 03301 05	40.10	9.0	104.90	O		O		30	10	
ALEA TS2.0	4	IN	605 64 098	44.00	8.0	116.00			O		45	11	
		EX	605 12 751	38.00	8.0	119.40	O		O		45	11	
ALFA GT V6	6	IN	11913 03300 00	40.90	9.0	107.30			O		45	10	
		EX	11900 03301 15	36.50	9.0	94.70	O		O		45	10	
ALFA 164 3.0 12V	6	IN	605 129 820	43.90	8.9	104.80			O		45	10	
		EX	605 129 840	38.50	8.9	92.20	O		O		45	10	
ALFA 164 24V	6	IN	605 60 643	35.60	7.0	102.10			O		45	11	
		EX	605 60 644	31.10	7.0	102.70	O		O		45	11	
ALFA TTA 1600	4	IN	10110 03300 03	41.10	9.0	106.80			O		30	10	
		EX	11608 03301 01	37.10	9.0	106.50	O		O		30	10	
ALFA- ROMEO 145/146 16V	4	IN		32.00	7.0	142.50			O		45	11	
		EX		26.00	7.0	142.50	O		O		45	11	
ALFA 156 1.8	4	IN		33.50	7.0	113.20			O		45	11	
		EX		28.00	7.0	108.50	O		O		45	11	
ALFA PUNTO 1.2	4	IN		31.50	7.0	97.00			O		45	10	
		EX		27.30	7.0	97.20	O		O		45	10	

气门目录 Engine valve catalog

ENGINE		IN EX	O.E.M NO.	MATERIAL DIMENTIONS								REMARKS
TYPE	CYL			HD	SD	OL	TIP	STL	N	CR	SA	

AUDI

AUDI 100	4	IN	035 109 601C	38.00	8.0	98.70			O		45	11	
	5	EX	035 109 611F	33.20	8.0	98.50	O		O		45	11	
VW 1.8 大面	4	IN	026 109 601C	40.00	8.0	91.00			O		45	11	
		EX	048 109 611A	33.20	8.0	91.20	O		O		45	11	
VW 1.8 小面	4	IN	035 109 601H	38.00	8.0	91.00			O		45	11	
		EX	048 109 611A	33.20	8.0	91.20	O		O		45	11	
VW PASSAT GT 16V	4	IN	027 109 601C	32.00	7.0	95.50			O		45	10	
		EX	027 109 611B	28.00	7.0	98.20	O		O		45	10	
AUDI A6 16V	4	IN	051 109 601B	32.00	7.0	95.80			O		45	11	
		EX	051 109 611	27.00	7.0	97.90	O		O		45	11	
AUDI A4 1.8 20V	4	IN	058 109 601C	26.90	6.0	105.90			O		45	11	
		EX	058 109 611E	29.90	6.0	103.90	O		O		45	11	
AUDI A6 2.8 30V	6	IN	058 109 601C	26.90	6.0	105.90			O		45	11	
		EX	058 109 611E	29.90	6.0	103.90	O		O		45	11	
STN1.6 化油器	4	IN	048 109 601E	38.00	7.0	91.80			O		45	11	
		EX	048 109 611B	32.90	7.0	91.20	O		O		45	11	
STN1.6 电喷型	4	IN	078 109 601A	39.50	7.0	91.90			O		45	11	
		EX	048 109 611B	32.90	7.0	91.20	O		O		45	11	
STN 1.8	4	IN	035 109 601K	38.00	8.0	91.90			O		45	11	
		EX	048 109 611A	33.20	8.0	91.20	O		O		45	11	
VW T4	5	IN	069 109 601H	36.00	8.0	95.10			O		45	11	
		EX	074 109 611	31.20	8.0	95.50	O		O		45	11	
POLO 1.6	4	IN	030 109 601G	34.60	7.0	94.80			O		45	11	
		EX	032 109 611G	29.00	7.0	95.00	O		O		45	11	
STN 1.8 99款	4	IN	048 109 601A	39.50	8.0	91.85			O		45	11	
		EX	053 109 611	33.20	8.0	91.20	O		O		45	11	
AUDI本土 A4 2.6 2.8	6	IN	078 109 601B	39.50	7.0	91.90			O		45	11	
		EX	078 109 611C	32.90	7.0	91.20	O		O		45	11	
BORA 1.6 5V	4	IN	058 109 601C	26.90	6.0	105.90			O		45	11	
		EX	058 109 611E	29.90	6.0	103.90	O		O		45	11	
POLO 1.4	4	IN	036-109-601S	29.50	6.0	100.90			O		45	11	
		EX	036-109-611K	26.00	6.0	100.50	O		O		45	11	
VW VR6	6	IN	021 109 601H	39.00	7.0	105.90			O		45	11	
		EX	021 109 611D	34.20	7.0	107.00	O		O		45	11	
05JETTA	4	IN	078 109 601B	39.50	6.0	93.85			O		45	11	
		EX	078 109 611B	32.90	6.0	93.85	O		O		45	11	
柴油JETTA	4	IN	028 109 601J	35.95	7.0	96.55			O		45	11	
		EX	028 109 611K	31.45	7.0	96.35	O		O		45	11	
TSI	4	IN	06J 109 601A	34.00	6.00	104.00							
		EX	06J 109 611A	28.00	6.0	102.00							

气门目录 Engine valve catalog

ENGINE		IN EX	O.E.M NO.	MATERIAL DIMENTIONS								REMARKS
TYPE	CYL			HD	SD	OL	TIP	STL	N	CR	SA	

AUSTIN

MONTEGO 1600	4	IN	32H409	38.20	7.9	102.10			O		45	10	
		EX	32H463	31.00	7.9	102.30	O		O		45	10	
MONTEGO 2000	4	IN	UAM7713	40.00	7.4	97.30			O		45	10	
		EX	CAM7748	34.10	7.4	97.30	O		O		45	10	
MINI 1300	4	IN	TAM1058	33.20	7.1	90.70			O		45	11	
		EX	TAM1061	29.30	7.1	90.70	O		O		45	11	
ROVER 820Si 16V长	4	IN	UAM1755	31.80	7.1	111.70			O		45	10	
		EX	LGM10061	29.20	7.1	111.70	O		O		45	10	
ROVER 820Si 16V	4	IN	LGH10020	31.80	7.0	110.80			O		45	10	
		EX	LGH10049	29.30	7.1	110.80	O		O		45	10	
ROVER 芝普 V6	6	IN	XHM-489	33.00	6.5	104.50			O		45	10	
		EX	XHM-491	27.60	6.5	106.60	O		O		45	10	
MINI 1000 84年后	4	IN	TAM1062	27.80	7.1	87.40			O		45	11	
		EX	TAM1770	25.40	7.1	86.90	O		O		45	11	
ROVER 825	6	IN		31.10	6.0	103.10			O		45	11	
		EX		27.40	6.0	103.10	O		O		45	11	
ROVER1.4	4	IN	LGH10029	27.70	6.0	89.60			O		45	10	
		EX	LGH100820	24.10	6.0	90.00	O		O		45	10	
METRO 1.3	4	IN	TAM1059	35.70	7.1	90.70			O		45	11	
		EX	TAM1061	29.30	7.1	90.70	O		O		45	11	
SHIBAURA 芝普3V	3	IN		35.50	7.0	90.20			O		45	10	
		EX		30.00	7.0	90.00	O		O		45	10	
		IN		43.40	9.0	121.00			O		30	5	
		EX		37.60	9.0	121.00	O		O		45	5	
芝普N884	4	IN		37.00	7.0	99.60			O		45	10	
		EX		33.00	7.0	99.60	O		O		45	10	
芝普N844	4	IN	AEI-I-INT	34.00	7.0	98.10			O		45	10	
		EX	AEI- I-EXH	30.00	7.0	98.00	O		O		45	10	
芝普	3	IN		35.50	7.0	90.20			O		45	10	
		EX		30.00	7.0	90.00	O		O		45	10	
LANCIN KAPPA	5	IN	7 725 898	30.00	7.0	113.00			O		45	11	
		EX	7 735 899	26.00	7.0	108.80	O		O		45	11	

ENGINE VALVE



气门目录 Engine valve catalog												
ENGINE		IN EX	O.E.M NO.	MATERIAL DIMENTIONS								REMARKS
TYPE	CYL			HD	SD	OL	TIP	STL	N	CR	SA	

BMW

320i	6	IN	1134 1 267 721	39.90	7.0	102.50			O		45	11	
520i		EX	1134 1 267 722	33.90	7.0	102.50	O		O		45	11	
318i	4	IN	1134 1 727 358	41.90	7.0	102.10			O		45	11	
M40		EX	1134 1 727 352	35.90	7.0	101.10	O		O		45	11	
315	4	IN	1134 1 251 879	41.90	8.0	103.80			O		45	11	
316		EX	1134 1 251 498	34.90	8.0	104.30	O		O		45	11	
E12	4	IN	1134 1 254 625	45.90	8.0	103.80			O		45	11	
		EX	1134 1 251 063	37.90	8.0	104.30	O		O		45	11	
Z1	6	IN	1134 1 720 827	42.00	7.0	102.50			O		45	11	
M20		EX	1134 1 720 828	36.00	7.0	102.50	O		O		45	11	
528i	6	IN	1134 1 273 592	45.90	8.0	106.50			O		45	11	
728i		EX	1134 1 250 129	37.90	8.0	107.20	O		O		45	11	
525i	6	IN	1134 1 722 908	32.90	7.0	106.70			O		45	11	
24V		EX	1134 1 722 909	30.50	7.0	106.30	O		O		45	11	
325i	6	IN	1134 1 739 822	32.90	6.0	106.00			O		45	11	
24V		EX	1134 1 739 823	30.50	6.0	105.60	O		O		45	11	
535i	6	IN	1134 1 705 560	46.90	8.0	106.50			O		45	11	
735i		EX	1134 1 250 129	37.90	8.0	107.20	O		O		45	11	
740i	8	IN	1134 1 736 549	34.90	6.0	104.10			O		45	11	
840i		EX	1134 1 741 231	30.40	6.0	103.60	O		O		45	11	
M3	6	IN	1134 1 401 104	34.00	7.0	119.70			O		45	11	
		EX	1134 1 401 105	30.50	7.0	121.25	O		O		45	11	
320i 520i	6	IN	1134 1 738 220	29.90	6.0	107.00			O		45	11	
24V		EX	1134 1 738 221	26.90	6.0	106.10	O		O		45	11	
Touring	6	IN	1134 1 315 508	38.50	7.0	121.35			O		45	11	
M5 24V		EX	1134 1 316 986	32.50	7.0	123.80	O		O		45	11	
320 520	6	IN	1134 1 722 910	29.90	7.0	107.70			O		45	11	
24V 不可变		EX	1134 1 722 911	26.90	7.0	106.80	O		O		45	11	
M5 24V	6	IN	1134 1 309 343	37.00	7.0	121.40			O		45	11	
		EX	1134 1 309 487	32.00	7.0	123.80	O		O		45	11	

气门目录 Engine valve catalog												
ENGINE		IN EX	O.E.M NO.	MATERIAL DIMENTIONS								REMARKS
TYPE	CYL			HD	SD	OL	TIP	STL	N	CR	SA	

CHRYSLARS-DODGE

JEEP 5/G 方沟	4	IN		48.50	8.0	124.80			O	45	3	
		EX		38.00	8.0	125.50	O		O	45	3	
JEEP 5/G BJ213	4	IN	33003515	48.50	8.0	125.10			O	45	10	
		EX	33003517	38.00	8.0	125.20	O		O	45	10	
克莱斯勒 2.5长	4	IN		41.00	8.0	114.30			O	45	5	
		EX		35.40	8.0	114.90	O		O	45	14	
克莱斯勒 3.0	6	IN		43.00	8.0	103.00			O	45	10	
		EX		35.00	8.0	103.00	O		O	45	10	
克莱斯勒 3.3	6	IN		45.50	8.0	125.70			O	45	20	
		EX		37.50	8.0	126.30	O		O	45	14	
克莱斯勒 3.5 24V	6	IN		35.00	7.0	114.70			O	45	10	
		EX		29.00	7.0	126.00	O		O	45	10	
NEON 霓虹 2.0	4	IN		33.30	6.0	114.90			O	45	10	
		EX		28.70	6.0	117.20	O		O	45	10	
PT2000 2001年后	4	IN		34.60	6.0	111.75			O	45	11	
		EX		28.30	6.0	109.75	O		O	45	11	
克莱斯勒 3.5 2001年后	6	IN		36.50	7.0	114.70			O	45	11	
		EX										
BJ Jeep2.7	4	IN	53010512AA	48.50	8.0	124.80			O	45	11	
		EX	53010513AA	38.10	8.0	125.45	O		O	45	11	
大切诺4.0	6	IN	53010512AA	48.50	8.0	124.80			O	45	11	
		EX	53010513AA	38.10	8.0	125.45	O		O	45	11	

DAIHATSU

AB/CB	3	IN	13711-87701	36.00	7.0	101.60			O	45	10	
		EX	13715-87701	33.00	7.0	101.60	O		O	45	10	
G13 夏利16V	4	IN	13711-87104	30.00	6.6	112.60			O	45	10	
		EX	13715-87106	26.00	6.6	114.80	O		O	45	10	
DL	4	IN	13711-87312	42.00	9.0	127.60			O	45	10	
		EX	13715-87319	35.00	9.0	127.60	O		O	45	10	
DG V20	4	IN	13711-87306	40.00	9.0	127.60			O	45	5	
		EX	13715-87307	33.00	9.0	127.70	O		O	45	5	
SV18L DG	4	IN	13711-87305	40.00	9.0	136.20			O	45	10	
		EX	13715-87305	33.00	9.0	136.20	O		O	45	10	
EF/ED	3	IN	13711-87202	34.00	7.0	111.20			O	45	10	
		EX	13715-87202	28.00	7.0	110.40	O		O	45	10	
EF/CL	3	IN	13711-87201	30.00	7.0	112.50			O	45	10	
		EX	13715-87201	26.00	7.0	112.60	O		O	45	10	
CB	3	IN	13711-87707	30.00	6.0	107.00			O	45	10	
		EX	13715-87207	26.00	6.0	107.20	O		O	45	10	

ENGINE VALVE



气门目录 Engine valve catalog												
ENGINE		IN EX	O.E.M NO.	MATERIAL DIMENTIONS								REMARKS
TYPE	CYL			HD	SD	OL	TIP	STL	N	CR	SA	

FIAT JAGUAR

RITMO 75L	4	IN	4 239 917	36.00	8.0	108.50			O		45	10	
		EX	5 973 129	33.40	8.0	108.90	O		O		45	10	
TIPO 1.4	4	IN	7 609 772	37.50	8.0	108.50			O		45	10	
		EX	4 315 062	31.00	8.0	109.00	O		O		45	10	
RITMO 100S	4	IN	4 440 061	43.60	8.0	105.60			O		45	10	
		EX	5 975 341	36.20	8.0	105.90	O		O		45	10	
TIPO 16V	4	IN	7 574 739	34.50	7.0	128.00			O		45	10	
		EX	7 574 742	28.50	7.0	125.70	O		O		45	10	
SPORT 127	4	IN	4 412 816	36.50	8.0	110.20			O		45	10	
		EX	4 340 119	29.00	8.0	110.60	O		O		45	10	
SPORT 128	4	IN	4 239 917	36.00	8.0	108.50			O		45	10	
		EX	4 315 062	31.00	8.0	109.00	O		O		45	10	
FIAT 1.1	4	IN	4 340 118	34.00	8.0	110.20			O		45	10	
		EX	4 340 119	29.00	8.0	110.60	O		O		45	10	
TIPO 1.6	4	IN	7 617 500	39.50	8.0	108.50			O		45	10	
		EX	4 315 062	31.00	8.0	109.00	O		O		45	10	
TURBO 1.4	4	IN	7 565 812	36.00	8.0	108.50			O		45	11	
		EX	7 574 881	33.10	8.0	109.00	O		O		45	11	
FIAT BRAVO 1.6	4	IN	1509 46413806	30.30	7.0	102.50			O		45	10	
		EX	1510 46413807	30.00	7.0	102.80	O		O		45	10	
FIAT 1.3 1.5 派力奥	4	IN	3940 2830	34.00	7.0	103.00			O		45	11	
		EX	3940 2840	30.00	7.0	103.00	O		O		45	11	
JAGUAR XJ 4.2	6	IN	EAC 1395	47.60	7.9	106.80			O		45	10	
		EX	EAC 1548	41.30	7.9	103.70	O		O		45	10	
XJ6 3.2 XJ6 4.0	6	IN	EBC 3953	35.30	7.0	108.30			O		45	10	
		EX	EBC 8633	31.60	7.0	105.80	O		O		45	10	
XJS 3.6	6	IN	EAC 2909	35.30	7.9	108.70			O		45	10	
		EX	EAC 7255	31.60	7.9	105.90	O		O		45	11	
JAGUAR AJ26	8	IN		34.90	5.0	101.55			O		45	10	
		EX		30.90	5.0	101.35	O		O		45	10	

气门目录 Engine valve catalog

ENGINE		IN EX	O.E.M NO.	MATERIAL DIMENTIONS								REMARKS
TYPE	CYL			HD	SD	OL	TIP	STL	N	CR	SA	

FORD

SIERRA2.0 跑天下	4	IN	70HM 6507 DD	42.00	8.0	111.20			O		45	11	EQ491
		EX	70HM 6505 DE	36.00	8.0	110.60	O		O		45	11	
MONDEO 2.0 梦代尔 16V	4	IN	928M 6507 D1A	32.00	6.0	97.10			O		45	10	
		EX	928M 6505 D2A	28.00	6.0	96.70	O		O		45	10	
CAPRI 2.8 TURBO	6	IN	78TM 6507 AA	42.00	8.0	105.60			O		45	5	
		EX	78TM 6505 AA	36.00	8.0	105.70	O		O		45	11	
SIERRA 1.8GL	4	IN	85HM 6507 FA	42.00	8.0	112.30			O		45	11	
		EX	85HM 6505 AA	34.20	8.0	111.70	O		O		45	11	
SIERRA 新锐 1.8 98年后	4	IN	E7EE 6507 B2A	39.00	8.0	136.70			O		45	11	
		EX	E7EE 6505 B2C	34.00	8.0	133.90	O		O		45	11	
ESCORT 1.6	4	IN	81SM 6507 KF	42.00	8.0	134.80			O		45	11	
		EX	81SM 6505 AG	37.00	8.0	131.80	O		O		45	11	
SIERRA 1.6	4	IN	70HM 6507 AE	42.00	8.0	113.20			O		45	11	
		EX	70HM 6505 AF	34.20	8.0	112.60	O		O		45	11	
SCORPIO 2.0 16V	4	IN	95WM 6507 AA	42.60	7.0	108.50			O		45	11	
		EX	95WM 6505 AA	38.00	7.0	108.90	O		O		45	11	
SCORPIO 2.4	6	IN	86TM 6507 FA	42.10	8.04	105.00			O		45	10	
		EX	86TM 6505 AD	36.00	8.02	105.10	O		O		45	11	
嘉年华 B3	4	IN	B301-12-111	32.00	7.0	105.30			O		45	10	
		EX	B301-12-121	28.00	7.0	104.30	O		O		45	10	
LIATA 你爱她 BP 90年后	4	IN	BP05-12-111	33.00	6.0	102.00			O		45	10	
		EX	BP05-12-121	28.00	6.0	102.00	O		O		45	10	
TAURUS 3.0 96年后	6	IN		35.00	6.0	114.55			O		45	11	
		EX		30.00	6.0	115.45	O		O		45	11	
SCORPIO 2.0 天褐星 16V	4	IN	91XM 6507 AC	33.50	7.0	111.90			O		45	11	
		EX	91XM 6505 AB	30.00	7.0	111.60	O		O		45	11	
MONDEO 99年	4	IN		33.00	6.0	98.00			O		45	11	
		EX		28.00	6.0	97.60	O		O		45	11	
TIERRA 1.6	4	IN		29.20	6.0	91.10			O		45	10	
		EX		25.90	6.0	90.60	O		O		45	10	
VTRG 2.5 天王星 V6	6	IN	KL01-12-111	32.00	6.0	94.30			O		45	10	
		EX	KL01-12-121	27.50	6.0	95.20	O		O		45	10	
MONDEO 1.6 97年	4	IN		32.00	6.0	102.50			O		45	11	长安CA20
		EX		29.00	6.0	92.20	O		O		45	11	
SABLE 大黑豹 3.0	6	IN		42.10	8.0	117.20			O		45	11	
		EX		34.90	8.0	117.30	O		O		45	11	
金垒打1.3 91短	4	IN	B366-12-111	25.50	6.0	104.00			O		45	10	
		EX	B384-12-121	21.50	6.0	105.00	O		O		45	10	
金垒打1.6	4	IN	B541-12-111	29.60	6.0	104.00			O		45	10	
		EX	B541-12-121	23.50	6.0	105.00	O		O		45	10	
金垒打1.8	4	IN	BP05-12-111	30.00	6.0	102.00			O		45	10	
		EX	BP05-12-121	25.00	6.0	103.00	O		O		45	10	

气门目录 Engine valve catalog												
ENGINE		IN EX	O.E.M NO.	MATERIAL DIMENTIONS								REMARKS
TYPE	CYL			HD	SD	OL	TIP	STL	N	CR	SA	

FORD

天王星 16V VIRO TX5	4	IN	FS01-12-111	31.50	6.0	90.00			O		45	10	
		EX	FS02-12-121	27.50	6.0	90.00	O		O		45	10	
LIATA 1.6 16V	4	IN	B657-12-111	31.00	6.0	105.30			O		45	10	
		EX	B660-12-121	26.20	6.0	105.40	O		O		45	10	
MONDEO 1.8 16V	4	IN	928M 6507 D1A	32.00	6.0	97.10			O		45	11	
		EX	928M 6505 D2A	28.00	6.0	96.70	O		O		45	11	
METROSTAR 2001年前	4	IN		30.90	5.5	88.70			O		45	10	
		EX		26.00	5.5	88.70	O		O		45	10	
METROSTAR 2001年后	4	IN		35.00	5.5	103.50			O		45	10	
		EX		30.00	5.5	104.60	O		O		45	10	
上汽奇瑞1.6	4	IN	TAB-1000006	40.00	8.0	136.60			O		45	11	
		EX	TAB-1000007	34.00	8.0	133.20	O		O		45	11	
SCORPIO 美国 2.9	6	IN	86TM 6507 FA	42.10	8.0	105.00			O		45	10	
		EX	86TM 6505 AD	36.00	8.0	105.10	O		O		45	11	
FORD 1.3	4	IN		34.00	7.0	103.90			O		45	11	
		EX		28.90	7.0	104.30	O		O		45	11	
FORD 401	6	IN	C5NE 6507A	45.80	9.4	145.90			O		45	17	
		EX	C5NE 6505A	38.40	9.4	145.90	O		O		45	17	
FORD EA	6	IN		47.00	8.6	131.00			O				
		EX		39.00	8.6	130.00	O		O				
嘉年华1.6	4	IN	XS6E-6507-A4A	40.00	6.0	109.50							
		EX	XS6E-6505-A4A	34.00	6.0	109.50							
FOCUS1.8	4	IN	IS7G 6507 DG	32.50	5.5	103.50			O		45	10	
		EX	IS7G 6505 DF	28.00	5.5	104.50	O		O		45	10	
MENDEO2.5	6	IN	F53E 6507 AA	32.00	6.0	114.70			O		45	10	
		EX	F53E 6505 AB	25.90	6.0	115.40	O		O		45	10	

GM

GM 200KM	4	IN		43.00	7.0	104.30			O		45	10	
		EX		36.50	7.0	104.20	O		O		45	10	
金土星1.9 16V	4	IN		32.30	7.0	101.50			O		45	10	
		EX		27.30	7.0	101.50	O		O		45	10	
GM-I 2.0 别克	4	IN		43.00	8.0	138.60			O		45	10	
		EX		37.00	8.0	131.25	O		O		45	10	
GM 2.3 16V PONTIAC大面	4	IN		36.50	7.0	110.00			O		45	10	
		EX		31.50	7.0	109.50	O		O		45	10	
GM 2.4	4	IN		35.50	6.0	107.15			O		45	10	
		EX		29.00	6.0	108.20	O		O		45	10	
GM-W 2.8	6	IN		43.70	8.0	119.00			O		45	10	
		EX		36.20	8.0	120.30	O		O		45	10	
GM 3.3	6	IN		43.40	8.6	120.10			O		45	3	
		EX		37.80	8.6	120.10	O		O		45	3	

气门目录 Engine valve catalog												
ENGINE		IN EX	O.E.M NO.	MATERIAL DIMENTIONS								REMARKS
TYPE	CYL			HD	SD	OL	TIP	STL	N	CR	SA	

GM

GM-I 94	4	IN		44.00	7.0	138.50			O		45	10	
		EX		37.00	7.0	130.50	O		O		45	10	
GM 4.6	6	IN		36.20	6.0	111.90			O		45	10	
		EX		27.90	6.0	93.45	O		O		45	10	
GM 4.9L 32V	6	IN		33.20	6.0	105.40			O		45	10	
		EX		29.00	6.0	90.20	O		O		45	10	
BUICK GL8 3.0	6	IN	24505722	44.70	8.0	119.00			O		45	10	
		EX	10166342	36.20	8.0	120.30	O		O		45	10	
BUICK 赛欧 1.6	4	IN	92089889	36.00	7.0	104.50			O		45	10	
		EX	92089891	32.00	7.0	104.00	O		O		45	10	
GM 雪佛兰3.0	6	IN	24505722	44.70	8.0	119.00			O		45	10	
		EX	10166342	36.20	8.0	120.30	O		O		45	10	
BUICK2.4	4	IN	12575793	35.00	6.0	102.50			O		45	10	
		EX	24454518	30.00	6.0	101.00	O		O		45	10	
CHEVROLET1.6	4	IN		31.10	5.0	117.30			O		45	10	
		EX		27.50	5.0	116.20	O		O		45	10	
CHEVROLET1.8	4	IN		31.20	5.0	113.80			O		45	10	
		EX		27.50	5.0	113.00	O		O		45	10	
NEW 3.0	6	IN	12620501	35.00	6.0	101.30			O		45	10	
		EX	12575354	30.50	6.0	97.20	O		O		45	10	
凯越1.6	4	IN	96440081	28.50	6.0	101.50			O		45	10	
		EX	96440079	27.50	6.0	101.50	O		O		45	10	
凯越1.8	4	IN	90412277	32.00	6.0	102.50			O		45	10	
		EX	90410813	29.00	6.0	92.50	O		O		45	10	

HINO

DQ100	6	IN	13711-1170	43.70	9.0	137.80			O		45	15	
		EX	13715-1320	36.20	9.0	137.80	O		O		45	15	
EC100	6	IN	13711-1180	46.50	9.0	132.50			O		45	10	
		EX	13715-1330	37.70	9.0	132.50	O		O		45	10	
EH100	6	IN	13711-1200	49.70	9.0	132.50			O		45	10	
		EX	13715-1350	41.70	9.0	132.70	O		O		45	10	
EH300	6	IN	13711-1210	50.00	9.0	133.40			O		45	10	
		EX	13715-1360	42.60	9.0	133.00	O		O		45	10	
EH700 长	6	IN	13711-1081	48.00	9.0	142.00			O		30	10	
		EX	13715-1081	42.50	9.0	142.00	O		O		45	10	
EH700 短	6	IN	13711-1550	48.00	9.0	134.70			O		30	10	
		EX	13715-1590	41.30	9.0	134.20	O		O		45	10	
EP100	6	IN	13711-1431	50.00	10.0	145.00			O		30	10	
		EX	13715-1260	46.40	10.0	145.00	O		O		45	10	
EB300	6	IN	13711-1030	54.00	12.0	175.30			O		30	18	
		EX	13715-1040	48.00	12.0	175.30	O		O		45	18	

气门目录 Engine valve catalog

ENGINE		IN EX	O.E.M NO.	MATERIAL DIMENTIONS								REMARKS
TYPE	CYL			HD	SD	OL	TIP	STL	N	CR	SA	

HINO

EB400	6	IN	13711-1090	53.00	12.0	175.00			O		30	10	
		EX	13715-1122	47.00	12.0	175.00	O		O		45	10	
EB100	6	IN	13711-1140	54.00	11.7	175.00			O		30	15	
		EX	13715-1290	48.00	11.7	175.00	O		O		45	15	
ED100	6	IN	13711-1250	58.00	12.0	174.70			O		45	18	
		EX	13715-1390	52.00	12.0	174.70	O		O		45	18	
EM100	6	IN	13711-1410	54.00	10.0	145.00			O		30	10	
		EX	13715-1240	48.00	10.0	144.00	O		O		45	10	
EK100 双沟	6	IN	13711-1011	57.00	12.0	172.00			O		30	18	
		EX	13715-1011	53.00	12.0	172.20	O		O		45	18	
EF750	8	IN	13711-1451	57.00	12.0	170.00			O		30	10	
		EX	13715-1013	53.00	12.0	170.00	O		O		45	10	
HO6C	6	IN	13711-1470	48.00	9.0	142.00			O		30	10	
		EX	13715-1520	41.40	9.0	141.70	O		O		45	10	
DS70	6	IN	13711-1320	50.00	10.0	157.00			O		30	15	
		EX	13715-1460	43.00	10.0	157.00	O		O		45	15	
K13C	6	IN		46.00	9.0	159.10			O		30	10	
		EX		45.00	9.0	158.90	O		O		45	10	
EL100	6	IN	13711-1350	50.00	10.0	144.50			O		30	10	
		EX	13715-1070	46.40	10.0	144.50	O		O		45	10	
ER200	6	IN	13711-1360	55.00	12.0	162.40			O		30	10	
		EX	13715-1470	51.00	12.0	162.40	O		O		45	10	
WO4D	6	IN	13711-1441	45.40	9.0	123.10			O		30	10	
		EX	13715-1251	40.00	9.0	123.00	O		O		45	10	
F20C	6	IN		49.00	10.0	159.70			O		30	10	
		EX		46.90	10.0	159.40	O		O		45	10	
JO8C	6	IN	13711-1630	39.00	7.0	133.00			O		45	10	
		EX	13715-1730	37.00	7.0	132.30	O		O		45	10	
HINO PEGASO		IN		43.00	10.0	159.80			O		45	10	
		EX		39.00	10.0	159.50	O		O		45	10	
HINO PO9B	6	IN	13711-1600	41.00	8.0	155.50			O		30	10	
		EX	13715-1620	40.00	8.0	155.20	O		O		45	10	

气门目录 Engine valve catalog												
ENGINE		IN EX	O.E.M NO.	MATERIAL DIMENTIONS								REMARKS
TYPE	CYL			HD	SD	OL	TIP	STL	N	CR	SA	

HYUNDAI

现代 2.0 16V	4	IN		32.00	6.0	102.35			O		45	10	
		EX		27.50	6.0	105.00	O		O		45	10	
HYUNDA SANTRO	4	IN	22211-02500	23.50	5.5	100.50			O		45	10	
		EX	22212-02500	27.00	5.5	100.25	O		O		45	10	
HYUNDA ACCENT 1300CC	4	IN	22211-22003	27.50	6.0	99.00			O		45	10	
		EX	22212-22011	32.00	6.0	98.50	O		O		45	10	
HYUNDA B4D H100	4	IN	22211-42200	42.00	8.0	136.00			O		45	10	
		EX	22212-42200	36.00	8.0	136.00	O		O		45	10	
HYUNDA	4	IN	22211-21010	34.00	6.6	102.00			O		45	10	
		EX	22212-21010	30.00	6.6	101.00	O		O		45	10	
HYUNDA 16V	4	IN	22211-33000	34.00	6.6	109.70			O		45	10	
		EX	22212-33000	30.50	6.6	109.80	O		O		45	10	
现代 CRACE 2.6		IN		42.00	8.0	132.00			O		45	10	
		EX		36.00	8.0	132.00	O		O		45	10	
HYUNDA 2.7	6	IN	22211-37201	32.00	6.0	96.00			O		45	10	
		EX	22212-37250	27.50	6.0	97.00	O		O		45	10	
HYUNDA 3.5	6	IN	22211-35520	35.00	6.5	106.20			O		45	10	
		EX	22212-35500	30.50	6.5	105.50	O		O		45	10	
御翔2.4	4	IN	22211-25000	35.00	5.5	113.15			O		45	10	
		EX	22212-25000	29.00	5.5	105.80	O		O		45	10	
HYUNDA2.5	4	IN	22211-42520	40.00	8.0	130.00			O		45	10	
		EX	22212-42520	34.00	8.0	130.00	O		O		45	10	
NEW 2.7	6	IN		33.00	6.0	110.30							
		EX		27.50	6.0	111.10							
1.8T	4	IN	22211 27001	27.60	6.0	89.50			O		45	10	
		EX	22212 27001	24.00	6.0	90.50	O		O		45	10	
HYUNDA 1.6	4	IN	22211-23100	30.00	6.0	102.80			O		45	10	
		EX	22212-23100	25.60	6.0	105.30	O		O		45	10	
伽马γ 1.6	4	IN	22211-2B000	31.50	5.5	93.00			O		45	10	
		EX	22212-2B000	26.00	5.5	92.60	O		O		45	10	
NU 2.0	4	IN		33.00	5.5	102.00							
		EX		27.00	5.5	104.00							

气门目录 Engine valve catalog

ENGINE		IN EX	O.E.M NO.	MATERIAL DIMENTIONS								REMARKS
TYPE	CYL			HD	SD	OL	TIP	STL	N	CR	SA	

HONDA

CIVIC 1200C.C	4	IN	14711-PCO-000	34.00	6.6	112.80			O		45	10	
		EX	14721-PCO-000	30.00	6.6	112.70	O		O		45	10	
CIVIC 1400C.C	4	IN	14711-634-920	36.00	6.6	109.90			O		45	10	
		EX	14721-634-731	32.00	6.6	109.70	O		O		45	10	
CIVIC 1.5 喜美12V	4	IN	14711-PEO-000	27.00	6.6	112.80			O		45	10	
		EX	14721-PEO-000	32.00	6.6	114.00	O		O		45	10	
CIVIC 1.6 喜美16V	4	IN	14711-PM3-000	29.00	5.5	115.10			O		45	10	
		EX	14721-PM3-000	25.00	5.5	118.80	O		O		45	10	
ACCORD 12V	4	IN	14711-PC6-000	30.00	6.6	120.50			O		45	10	
		EX	14721-PC6-000	35.00	7.0	120.80	O		O		45	10	
ACCORD F22	4	IN	14711-PT3-A00	34.00	5.5	112.20			O		45	10	
		EX	14721-PT3-A00	29.00	5.5	124.00	O		O		45	10	
ACCORD F20	4	IN	14711-PTO-000	32.00	5.5	112.00			O		45	10	
		EX	14721-PTO-000	27.00	5.5	123.50	O		O		45	10	
CIVICSi VTEL 喜美16V	4	IN	14711-PO8-000	30.00	5.5	118.50			O		45	10	
		EX	14721-PO8-000	26.00	5.5	116.00	O		O		45	10	
CIVIC K8	4	IN		27.50	5.5	120.00			O		45	10	
		EX		23.50	5.5	117.50	O		O		45	10	
CRV B4 B20	4	IN	14711-P75-000	31.10	6.6	105.45			O		45	10	
		EX	14721-P75-000	28.00	6.6	105.90	O		O		45	10	
ACCORD 雅哥 3.0	6	IN	14711-PY3-000	33.10	5.5	114.90			O		45	10	
		EX	14721-PY3-000	28.00	5.5	117.80	O		O		45	10	
ACCORD 雅哥 98	4	IN	14711-POA-000	34.00	5.5	116.10			O		45	10	
		EX	14721-POA-000	29.00	5.5	114.30	O		O		45	10	
ACCORD 雅哥 2.3	4	IN	14711-POA-000	34.00	5.5	115.00			O		45	10	
		EX	14721-POA-Y00	29.00	5.5	114.10	O		O		45	10	
ACCORD 雅哥 2.4	4	IN	14711-PNA-000	32.00	5.5	110.88			O		45	10	
		EX	14721-PNA-000	29.00	5.5	122.15	O		O		45	10	
ACCORD F22	4	IN	14711-PT2-000	34.00	6.6	103.60			O		45	10	
		EX	14721-PT2-000	29.00	6.6	102.80	O		O		45	10	
ACCORD 1.6	4	IN	14711-PH3-000	33.00	6.6	104.50			O		45	10	
		EX	14721-PH3-000	28.00	6.6	105.90	O		O		45	10	
CIVIC 16V VTEC	4	IN	14711-PR3-000	33.00	5.5	102.40			O		45	10	
		EX	14721-PR3-000	28.00	5.5	102.60	O		O		45	10	
H22	4	IN	14711-P13-000	35.00	5.5	107.00			O		45	10	
		EX	14721-P13-000	30.00	5.5	107.00	O		O		45	10	
ACCORD 08雅哥 2.4	4	IN	14711-R40-A00	36.00	5.50	109.00			O		45	10	
		EX	14721-R40-A00	31.00	5.50	109.00	O		O		45	10	
2.0 CP1	4	IN	14711-R60-U00	33.00	5.5	118.00			O		45	10	
		EX	14721-R60-000	26.00	5.5	116.00	O		O		45	10	
FA1 1.8	4	IN	14711-RNA-A01	32.00	5.5	117.00			O		45	10	
		EX	14721-P2A-A01	26.00	5.5	116.00	O		O		45	10	

气门目录 Engine valve catalog

ENGINE		IN EX	O.E.M NO.	MATERIAL DIMENTIONS								REMARKS
TYPE	CYL			HD	SD	OL	TIP	STL	N	CR	SA	

ISUZU

4JB1	4	IN	8-94133-275-1	40.00	8.0	118.20			O		45	10	
		EX	8-94247-875-1	35.70	8.0	118.00	O		O		45	10	
4ZA1 4ZB1	4	IN	8-94251-273-0	40.30	8.0	110.70			O		45	3	
		EX	8-94251-274-0	34.00	8.0	110.20	O		O		45	3	
4ZD1 4ZC1	4	IN	8-94153-969-0	42.30	8.0	110.70			O		45	3	
		EX	8-97119-751-0	36.00	8.0	110.20	O		O		45	3	
4ZE1	4	IN	8-94174-222-1	44.20	8.0	108.60			O		45	3	
		EX	8-94174-223-1	37.00	8.0	108.20	O		O		45	3	
4FB1 4FC1	4	IN	8-94216-589-0	38.90	8.0	132.30			O		45	10	
		EX	8-94108-307-0	34.00	8.0	132.20	O		O		45	10	
4HF1	4	IN	8-97033-864-1	50.00	9.0	141.00			O		45	10	
		EX	8-97060-415-0	42.00	9.0	140.50	O		O		45	10	
4FE1	4	IN	8-94178-102-2	31.00	8.0	134.50			O		45	10	
		EX	8-94410-96-2	26.00	8.0	134.30	O		O		45	10	
G200 G180	4	IN	8-94205-977-0	42.40	8.0	109.50			O		45	3	
		EX	8-94200-742-0	34.00	8.0	110.90	O		O		45	3	
3KR1	3	IN		38.00	7.0	100.50			O		45	10	
		EX		34.00	7.0	100.50	O		O		45	10	
4JC1	4	IN	8-94171-291-0	38.00	8.0	118.80			O		45	10	
		EX	8-94171-292-0	32.00	8.0	118.80	O		O		45	10	
3KC1	3	IN		35.00	7.0	100.50			O		45	10	
		EX		31.00	7.0	100.50	O		O		45	10	
4JG2	4	IN	8-97131-729-0	42.20	8.0	118.10			O		45	10	
		EX	8-97118-767-0	35.80	8.0	118.10	O		O		45	10	
6SA1T	6	IN	1-12551-092-0	49.00	10.0	134.00			O		30	10	
		EX	1-12551-136-0	46.00	10.0	132.00	O		O		45	10	
3KB1	3	IN		31.00	7.0	100.50			O		45	10	
		EX		27.00	7.0	100.50	O		O		45	10	
DA120	6	IN	9-12551-132-0	44.10	10.0	144.00			O		45	18	
		EX	9-12552-217-0	40.10	10.0	144.10	O		O		45	18	
DA640	6	IN	1-12551-002-0	45.50	10.0	144.00			O		45	18	
		EX	1-12552-001-0	42.00	10.0	144.00	O		O		45	18	
E120	6	IN	1-12551-010-0	47.00	11.0	164.00			O		45	18	
		EX	1-12552-010-0	45.00	11.0	164.00	O		O		45	18	
10PB1	10	IN	1-12551-058-0	49.00	10.0	160.50			O		30	10	
		EX	1-12552-026-0	46.00	10.0	159.00	O		O		45	10	
10PA1	10	IN	1-12551-030-3	48.00	10.0	159.00			O		45	10	
		EX	1-12552-015-4	46.20	10.0	159.00	O		O		45	10	
10PD1	10	IN	1-12551-136-0	50.00	10.0	159.20			O		45	10	
		EX	1-12552-097-0	46.10	10.0	159.20	O		O		45	10	
DH100	6	IN	9-12551-188-0	54.00	12.0	164.00			O		45	18	
		EX	9-12552-251-0	48.00	12.0	164.00	O		O		45	18	

气门目录 Engine valve catalog												
ENGINE		IN EX	O.E.M NO.	MATERIAL DIMENTIONS								REMARKS
TYPE	CYL			HD	SD	OL	TIP	STL	N	CR	SA	

ISUZU

C220	4	IN	9-12551-802-0	38.00	8.0	116.00			O		45	10	
C221		EX	9-12552-801-0	32.00	8.0	116.00	O		O		45	10	
C223	4	IN	5-12551-028-0	40.00	8.0	115.90			O		45	10	
C240		EX	5-12552-034-0	34.00	8.0	116.00	O		O		45	10	
4BC2	4	IN	1-12551-050-0	45.00	9.0	127.80			O		45	10	
6BB1	6	EX	1-12552-025-0	37.50	9.0	127.80	O		O		45	10	
6BG1	6	IN	1-12551-081-0	46.00	9.0	127.90			O		45	10	
		EX	1-12552-027-0	37.50	9.0	127.80	O		O		45	10	
6QA1	6	IN	9-12551-150-0	56.00	12.0	163.00			O		30	18	
E110		EX	9-12552-254-0	51.00	12.0	163.00	O		O		30	18	
6RA1	6	IN	1-12551-057-0	46.00	11.0	165.50			O		30	10	
6RB1		EX	1-12552-028-0	45.00	11.0	164.00	O		O		45	10	
6SA1	6	IN	1-12551-089-0	48.00	10.0	132.00			O		45	10	
		EX	1-12552-085-0	46.10	10.0	132.00	O		O		45	10	
6SD1	6	IN	1-12551-088-0	50.00	10.0	132.00			O		45	10	
		EX	1-12552-085-0	46.10	10.0	132.00	O		O		45	10	
3KC2	4	IN		30.00	7.0	101.30			O		45	10	
		EX		26.70	7.0	101.20	O		O		45	10	
3LD1	6	IN		37.00	7.0	95.80			O		45	10	
		EX		31.70	7.0	95.60	O		O		45	10	
3KR2	6	IN		34.00	7.0	101.20			O		45	10	
		EX		30.00	7.0	101.20	O		O		45	10	
UM6R	4	IN		44.60	11.0	164.25			O		30	10	
		EX		44.10	11.0	164.00	O		O		45	10	
6VD1	6	IN	8-97015-546-2	34.00	6.0	99.10			O		45	10	
24 V		EX	8-97015-547-1	30.00	6.0	100.60	O		O		45	10	
6WA1	6	IN		43.10	10.0	187.70			O		30	10	
		EX		42.00	10.0	187.70	O		O		45	10	
4LC1	4	IN		32.60	7.0	95.75			O		45	10	
3LB1		EX		28.90	7.0	95.65	O		O		45	10	
4HF1	4	IN	8-97033-864-1	50.00	9.0	141.00			O		45	10	
6HF1	6	EX	8-97060-415-0	42.00	9.0	140.50	O		O		45	10	
4JE1	4	IN		34.00	8.0	118.80			O		45	10	
		EX		28.00	8.0	118.50	O		O		45	10	
6LLA	6	IN		49.00	11.0	180.00			O		30	5	
		EX		49.00	11.0	179.80	O		O		45	5	
G161	4	IN	8-94217-178-0	40.40	8.0	110.70			O		45	5	
G200		EX	8-94217-179-0	34.00	8.0	109.20	O		O		45	5	
4FG1	4	IN	8-94449-047-0	39.00	8.0	134.30			O		45	10	
		EX	8-94449-048-0	34.00	8.0	134.60	O		O		45	10	
6HK1	6	IN		37.00	8.0	130.50			O		45	10	
		EX		37.00	8.0	130.10	O		O		45	10	
ISUZU V6	6	IN		37.00	7.0	121.20			O		45	11	
		EX		32.00	7.0	123.60	O		O		45	11	

气门目录 Engine valve catalog												
ENGINE		IN EX	O.E.M NO.	MATERIAL DIMENTIONS								REMARKS
TYPE	CYL			HD	SD	OL	TIP	STL	N	CR	SA	

ISUZU

6WF1	6	IN		48.00	10.0	189.10			O		30	10	
		EX		46.00	10.0	189.20	O		O		45	10	
6WG1	6	IN		48.00	10.0	187.60			O		30	10	
		EX		45.00	10.0	187.70	O		O		45	10	

KIA

普利马 1.8 16V	4	IN	FS01-12-111C	31.50	6.0	90.00			O		45	10	
		EX	FS05-12-121B	27.60	6.0	90.00	O		O		45	10	
KIA PRIDE 普莱特	4	IN	MB301-12-111	31.60	7.0	105.20			O		45	10	
		EX	KK150-12-121	28.00	7.0	104.10	O		O		45	10	
KIA 千里马 1.3 12V	4	IN	KK151-12-111	27.40	6.0	99.00			O		45	10	
		EX	KK151-12-121	32.00	6.0	98.40	O		O		45	10	
KIA千里马 1.6 16V	4	IN	22211-26600	29.10	6.0	91.80			O		45	10	
		EX	22212-26050	25.00	6.0	92.40	O		O		45	10	
KIA 嘉华 24V	6	IN	OK9BV-12-111A	31.50	6.0	90.00			O		45	10	
		EX	OK566-12-121	27.60	6.0	90.00	O		O		45	10	
KIA ZB	6	IN	OK638-12-111	40.50	8.0	114.50			O		45	10	
		EX	OK638-12-121	36.00	8.0	114.70	O		O		45	10	
KIA BESTA2.7	6	IN		44.00	8.5	112.90			O		45	10	
		EX		37.50	8.5	113.15	O		O		45	10	
KIA2.7	4	IN	VN01-12-111	41.00	9.0	114.50			O		45	10	
		EX	VN01-12-121	35.00	9.0	114.70	O		O		45	10	
KIA 2.0 16V	4	IN	FE3N-12-111	33.70	6.0	103.20			O		45	10	
		EX	FE3N-12-121	29.00	6.0	104.50	O		O		45	10	

LADA

LADA Samara1.3	4	IN	21081-1007010	35.00	8.0	104.00			O		45	11	
		EX	2108-1007012	31.50	8.0	104.00	O		O		45	11	
LADA Samara1.5	4	IN	2108-1007010	37.00	8.0	104.00			O		45	11	
		EX	2108-1007012	31.50	8.0	104.00	O		O		45	11	
LADA1.6	4	IN	2101-1007010	37.00	8.0	112.50			O		45	10	
		EX	2101-1007012	31.50	8.0	113.00	O		O		45	10	
LADA 16V	4	IN	2112-1007010	29.00	7.0	96.00			O		45	11	
		EX	2112-1007012	25.60	7.0	97.00	O		O		45	11	

气门目录 Engine valve catalog

ENGINE		IN EX	O.E.M NO.	MATERIAL DIMENTIONS								REMARKS
TYPE	CYL			HD	SD	OL	TIP	STL	N	CR	SA	

MAZDA

BP	4	IN	0259-12-111	31.90	7.0	107.80			O		45	10	
		EX	0259-12-121	27.50	7.0	98.60	O		O		45	10	
UB UC	4	IN	0222-12-111	38.00	8.0	107.80			O		45	10	
		EX	0222-12-121	32.00	8.0	106.40	O		O		45	10	
VC/MA 海马	4	IN	0290-12-111	42.00	8.0	108.40			O		45	10	
		EX	0290-12-121	33.00	8.0	107.00	O		O		45	10	
T3500	4	IN	SL01-12-111	45.40	9.0	114.60			O		45	10	
		EX	SL01-12-121	38.30	9.0	114.60	O		O		30	10	
F6 626 1.6	4	IN	F601-12-111	41.00	8.0	112.00			O		45	10	
		EX	F601-12-121	34.00	8.0	111.80	O		O		45	10	
GD/F2/2200 F8 626 12V	4	IN	F201-12-111	32.50	7.0	115.90			O		45	10	
		EX	F201-12-121	34.00	7.0	116.30	O		O		45	10	
TC/UC (E3/E5)	4	IN	E301-12-111	36.00	8.0	105.50			O		45	10	
		EX	E301-12-121	31.00	8.0	103.50	O		O		45	10	
929 E2000	4	IN	F801-12-111	44.00	8.0	112.00			O		45	10	
		EX	F801-12-121	36.00	8.0	111.70	O		O		45	10	
B5 B6	4	IN	B630-12-111	38.00	7.0	103.90			O		45	10	
		EX	B630-12-121	32.00	7.0	102.70	O		O		45	10	
B3 1.3 16V	4	IN	B3C7-12-111	25.50	6.0	108.30			O		45	10	
		EX	B3C7-12-121	21.50	6.0	109.30	O		O		45	10	
B6 1.6 16V 323/16/91	4	IN	B541-12-111	29.60	6.0	103.90			O		45	10	
		EX	B541-12-121	23.50	6.0	105.00	O		O		45	10	
BP 1.8 16V	4	IN	BP01-12-111	30.00	6.0	102.00			O		45	10	
		EX	BP01-12-121	25.00	6.0	103.00	O		O		45	10	
LIATA 1.6 B5 B6 16V	4	IN	B695-12-111	31.00	6.0	105.50			O		45	10	
		EX	B695-12-121	26.20	6.0	105.50	O		O		45	10	
MX5 BP 16V	4	IN	BP05-12-111	33.00	6.0	102.00			O		45	10	
		EX	BP05-12-121	28.00	6.0	102.00	O		O		45	10	
E2700	4	IN	0 636-12-111	40.50	8.0	114.50			O		45	10	
		EX	0 636-12-121	35.50	8.0	114.50	O		O		45	10	
E3000	4	IN	0 636-12-111	40.50	8.0	114.50			O		45	10	
		EX	0 527-12-121	36.00	8.0	114.70	O		O		30	10	
T2500	4	IN	S501-12-111	40.50	9.0	114.60			O		45	10	
		EX	S501-12-121	36.10	9.0	114.60	O		O		45	10	
T4000	4	IN	TF20-12-111	47.00	9.0	119.70			O		45	10	
		EX	TF20-12-121	41.00	9.0	119.30	O		O		45	10	
MX-6/2.5	6	IN	KL01-12-111	32.00	6.0	94.30			O		45	10	
		EX	KL01-12-121	27.60	6.0	95.20	O		O		45	10	
R2 98年后	4	IN		39.40	8.0	106.90			O		30	10	
		EX		35.00	8.0	106.70	O		O		45	10	
HC MPV	6	IN	JE01-12-111	33.00	7.0	121.50			O		45	10	
		EX	JE01-12-121	38.00	8.0	122.70	O		O		45	10	

气门目录 Engine valve catalog												
ENGINE		IN EX	O.E.M NO.	MATERIAL DIMENTIONS								REMARKS
TYPE	CYL			HD	SD	OL	TIP	STL	N	CR	SA	

MAZDA

HD	4	IN	JE26-12-111	34.70	6.0	115.40			O		45	10	
		EX	JE26-12-121	31.00	6.0	120.60	O		O		45	10	
323/16/91	4	IN	B541-12-111	29.60	6.0	103.90			O		45	10	
		EX	B541-12-121	23.50	6.0	105.00	O		O		45	10	
GE 626	4	IN	FS01-12-111	31.50	6.0	90.00			O		45	10	
		EX	FS05-12-121	27.60	6.0	90.00	O		O		45	10	
323 E3/E5	4	IN	E503-12-111	36.00	8.0	108.50			O		45	10	
		EX	E503-12-121	31.00	8.0	106.50	O		O		45	10	
R2 RF	4	IN	RF01-12-111	41.00	8.0	107.00			O		45	10	
		EX	RF01-12-121	36.00	8.0	106.80	O		O		45	10	
E3000/HA	4	IN	SE01-12-111	45.00	9.0	114.60			O		45	10	
		EX	SE01-12-121	37.40	9.0	114.60	O		O		30	10	
B2500/WL	4	IN	WL01-12-111	32.70	7.0	111.90			O		45	10	
		EX	WL01-12-111	35.00	7.0	111.90	O		O		45	10	
MAZDA Z5	4	IN	Z502-12-111A	27.70	5.5	92.30			O		45	10	
		EX	Z501-12-121	24.10	5.5	92.70	O		O		45	10	
MAZDA 2.5 MPV	6	IN		31.90	6.0	114.80			O		45	11	
		EX		25.90	6.0	115.43	O		O		45	11	
MAZDA G6 B2600	4	IN	G601-12-111	33.30	7.0	112.70			O		45	10	
		EX	G602-12-121	36.00	7.0	113.80	O		O		45	10	
M3 1.6	4	IN		28.90	5.5	97.00							
		EX		25.80	5.5	96.70							
M6 2.0	4	IN	LF01-12-111	35.00	5.5	103.40			O		45	10	
		EX	LF01-12-121	30.00	5.5	104.50	O		O		45	10	

MERCEDES-BENZ

M102 宾士200	4	IN	102 053 18 01	43.00	8.0	114.90			O		45	10	
		EX	102 050 03 27	39.00	8.0	115.80	O		O		45	10	
M102 宾士230	4	IN	102 053 17 01	46.00	8.0	114.90			O		45	10	
		EX	102 050 03 27	39.00	9.0	115.80	O		O		45	10	
M103 宾士300 12V	6	IN	103 053 20 01	43.00	8.0	110.30			O		45	10	
		EX	103 050 17 27	39.00	9.0	110.90	O		O		45	10	
M102 宾士190	4	IN	102 053 14 01	38.00	7.0	111.70			O		45	10	
		EX	102 050 10 27	33.00	8.0	111.50	O		O		45	10	
M117 宾士500 560	8	IN	117 050 01 26	46.20	9.0	117.00			O		45	10	
		EX	117 050 01 27	39.10	9.0	118.20	O		O		45	10	
M110 宾士280	6	IN	110 050 07 26	45.20	9.0	115.00			O		45	10	
		EX	117 050 01 27	39.10	9.0	118.20	O		O		45	10	
M104 宾士300	6	IN	104 053 10 01	35.00	8.0	105.50			O		45	10	
		EX	104 050 14 27	31.00	9.0	103.50	O		O		45	10	
M120 宾士600	12	IN	104 053 14 01	35.00	7.0	101.50			O		45	10	
		EX	104 050 17 27	31.00	8.0	103.50	O		O		45	10	

气门目录 Engine valve catalog												
ENGINE		IN EX	O.E.M NO.	MATERIAL DIMENTIONS								REMARKS
TYPE	CYL			HD	SD	OL	TIP	STL	N	CR	SA	

MERCEDES-BENZ

M120 宾士 SL600 48V	12	IN	111 053 02 01	35.00	7.0	101.50			O		45	11	
		EX	111 050 05 27	31.00	7.0	103.50	O		O		45	11	
M103 宾士190 260	6	IN	103 053 23 01	40.00	8.0	110.30			O		45	10	
		EX	103 053 13 27	35.00	9.0	110.90	O		O		45	10	
M119 宾士500 560	8	IN	119 053 18 01	38.00	7.0	95.80			O		45	11	
		EX	119 050 10 27	33.00	7.0	102.60	O		O		45	11	
宾士E260	6	IN	103 053 23 01	40.00	8.0	110.30			O		45	10	
		EX	103 050 13 27	35.00	9.0	110.90	O		O		45	10	
SMART 12V	4	IN		30.00	6.0	89.10			O		45	10	
		EX		25.00	6.0	88.80	O		O		45	10	
宾士C180 16V	4	IN	111 053 04 01	33.00	7.0	101.50			O		45	11	
		EX	111 050 06 27	29.00	7.0	103.50	O		O		45	11	
宾士500 旧车	8	IN	116 050 01 26	44.20	9.0	117.00			O		45	10	
		EX	117 050 01 27	39.10	9.0	118.20	O		O		45	10	
OM366	6	IN	366 050 02 26	43.00	9.0	140.50			O		30	10	
		EX	366 050 00 27	36.00	10.0	140.50	O		O		45	10	
OM364	6	IN	366 050 03 26	42.00	9.0	140.50			O		30	10	
		EX	366 050 02 27	36.00	10.0	140.50	O		O		45	10	
OM441	6	IN	442 050 05 26	58.90	12.0	142.50			O		45	10	
		EX	442 050 04 27	51.00	12.0	142.50	O		O		45	10	

MITSUBISHI

2G23	2	IN	MD016460	34.00	6.6	102.00			O		45	10	
		EX	MD016461	30.00	6.6	101.00	O		O		45	10	
4G32	4	IN	MD000480	38.00	8.0	106.00			O		45	5	
		EX	MD000481	31.00	8.0	102.50	O		O		45	5	
4G33	4	IN	MD075924	38.00	8.0	103.40			O		45	10	
		EX	MD075927	31.00	8.0	102.50	O		O		45	10	
3G82 4G82	3 4	IN	MD113238	30.00	6.5	100.60			O		45	10	
		EX	MD113239	26.00	6.5	100.80	O		O		45	10	
4G63 16V	4	IN	MD127840	34.00	6.6	109.70			O		45	10	
		EX	MD127841	30.50	6.6	109.80	O		O		45	10	
4G63 8V	4	IN	MD070691	43.00	8.0	110.10			O		45	10	
		EX	MD070693	35.00	8.0	108.80	O		O		45	10	
S6K	6	IN	36704-00400	44.00	8.0	133.00			O		45	5	
		EX	36704-01600	37.00	8.0	133.00	O		O		45	5	
4G93 大陆	4	IN	MD162422	30.00	6.0	110.20			O		45	10	
		EX	MD162423	27.00	6.0	113.70	O		O		45	10	
4G92 美国	4	IN	MD162799	33.00	6.0	104.20			O		45	10	
		EX	MD162800	28.00	6.0	104.00	O		O		45	10	
S4E	4	IN	34404-10100	42.00	8.0	134.00			O		30	3	
		EX	34404-11100	35.00	8.0	133.50	O		O		30	3	
S4E	4	IN	34404-10102	42.00	8.0	134.00			O		45	3	
		EX	34404-11102	35.00	8.0	133.50	O		O		45	3	
4G37	4	IN	MD080780	42.00	8.0	98.30			O		45	10	
		EX	MD070791	34.00	8.0	95.50	O		O		45	10	

气门目录 Engine valve catalog

ENGINE		IN EX	O.E.M NO.	MATERIAL DIMENTIONS								REMARKS
TYPE	CYL			HD	SD	OL	TIP	STL	N	CR	SA	

MITSUBISHI

K4E	4	IN		27.20	6.6	114.50			O		45	10	
		EX		25.20	6.6	114.50	O		O		45	10	
K3M	4	IN		30.20	8.0	112.00			O		45	5	
		EX		28.20	8.0	112.40	O		O		45	5	
K4D	4	IN		32.00	6.6	114.60			O		45	10	
		EX		27.00	6.6	114.60	O		O		45	10	
S3E	6	IN		35.20	8.0	133.00			O		45	3	
		EX		26.00	8.0	133.00	O		O		45	3	
4G64 16V	4	IN	MD159502	33.00	6.0	112.30			O		45	10	
		EX	MD199193	29.00	6.0	114.20	O		O		45	10	
4G51	4	IN	MD020580	43.00	8.0	112.80			O		45	3	
		EX	MD020581	35.00	8.0	111.70	O		O		45	3	
6G72 24V 3000C.C	6	IN	MD135481	35.00	6.6	106.40			O		45	10	
		EX	MD135482	30.50	6.6	105.50	O		O		45	10	
4D30	4	IN	ME011244	44.00	9.0	137.00			O		45	3	
		EX	ME011245	37.00	9.0	137.00	O		O		45	3	
4DR5 4DR7	4	IN	31304-00100	41.00	8.0	124.00			O		45	3	
		EX	31304-01101	32.00	8.0	124.00	O		O		45	3	
4DQ5 S4S	4	IN	30C04-00100	40.00	8.0	118.00			O		45	3	
		EX	30C04-01100	31.00	8.0	118.00	O		O		45	3	
6DS1-7	6	IN	ME020236	46.00	9.0	137.00			O		45	3	
		EX	ME021039	37.00	9.0	137.00	O		O		45	3	
6DB	6	IN	30004-23101	53.00	12.0	176.50			O		45	5	
		EX	30004-31101	45.00	12.0	176.50	O		O		45	5	
8DC-2	8	IN	ME061546	62.00	12.0	174.50			O		45	5	
		EX	ME051064	50.00	12.0	175.00	O		O		45	5	
8DC-9	8	IN	ME061545	59.00	12.0	174.60			O		45	5	
		EX	ME061547	53.00	12.0	175.30	O		O		45	5	
6D15	6	IN	ME031937	49.00	9.0	137.00			O		45	5	
		EX	ME031939	42.00	9.0	137.00	O		O		45	5	
6D20	6	IN	ME051696	55.00	12.0	174.70			O		45	5	
		EX	ME051697	50.00	12.0	175.00	O		O		45	5	
4D55圆长	4	IN	MD083661	40.00	8.0	136.60			O		45	10	
		EX	MD083662	34.00	8.0	136.60	O		O		45	10	
4D55T短	4	IN	MD198404	40.00	8.0	130.00			O		45	10	
		EX	MD198406	34.00	8.0	130.00	O		O		45	10	
4D55	4	IN	MD050552	40.00	8.0	136.50			O		45	3	
		EX	MD050543	34.00	8.0	136.50	O		O		45	3	
6D17	6	IN		51.00	9.0	137.20			O		45	5	
		EX		44.00	9.0	137.00	O		O		45	5	
6G72 12V	6	IN	MD088811	43.00	8.0	103.00			O		45	10	
		EX	MD088812	35.00	8.0	102.70	O		O		45	10	
4G13	4	IN	471Q-1007001	27.00	5.5	111.60			O		45	10	
		EX	471Q-1007002	23.50	5.5	114.70	O		O		45	10	

气门目录 Engine valve catalog												
ENGINE		IN EX	O.E.M NO.	MATERIAL DIMENTIONS								REMARKS
TYPE	CYL			HD	SD	OL	TIP	STL	N	CR	SA	

MITSUBISHI

4G18	4	IN	476Q-1007001	29.00	5.5	111.60			O		45	10	
		EX	476Q-1007002	25.50	5.5	114.70	O		O		45	10	
6D10 6D14	6	IN	ME031297	47.00	9.0	137.00			O		45	5	
		EX	ME031154	40.00	9.0	137.00	O		O		45	5	
S6A2	6	IN		54.00	10.0	180.10			O		30	18	
		EX		50.00	10.0	180.10	O		O		30	18	
6A12S	6	IN		27.60	6.0	113.20			O		45	10	
		EX		25.00	6.0	116.10	O		O		45	10	
S6N	6	IN		54.00	10.0	196.70			O		30	10	
		EX		50.00	10.0	197.30	O		O		30	10	
4A9	4	IN		30.40	5.0	89.50			O		45	10	
		EX		25.50	5.0	91.00	O		O		45	10	
VG75	6	IN	MD339752	29.00	5.5	111.80			O		45	10	
		EX	MD339754	25.50	5.5	114.70	O		O		45	10	
4G 13 4G 15	4	IN	MD128434	26.00	6.6	100.90			O		45	10	
		IN	MD128435	31.00	6.6	100.80			O		45	10	
		EX	MD149314	33.00	6.6	101.10	O		O		45	10	
威力1.2 CE12S 4WD	4	IN	888 4005 210	36.60	6.0	93.31			O		45	10	
		EX	888 4005 211	30.20	6.0	93.26	O		O		45	10	
卓越16V 98年	4	IN		28.20	6.0	91.90			O		45	10	
		EX		25.00	6.0	92.50	O		O		45	10	
S6F	6	IN	36704-00401	44.00	8.0	134.20			O		45	3	
		EX	36704-01601	37.00	8.0	134.00	O		O		45	3	
威力1.2 16V	4	IN		25.00	5.0	100.30			O		45	10	
		EX		21.00	5.0	105.70	O		O		45	10	
三菱2.0 16V 95年	4	IN		34.80	6.0	111.65			O		45	10	
		EX		30.50	6.0	109.80	O		O		45	10	
华擎 1300C.C	4	IN	555 4005 003C	29.90	6.0	92.10			O		45	10	
		EX	555 4005 004D	24.20	6.0	91.60	O		O		45	10	
华擎 2000C.C	4	IN		35.50	6.0	97.16			O		45	10	
		EX		30.50	6.0	98.82	O		O		45	10	
S6K 长	6	IN	36704-00200	44.00	8.0	134.30			O		45	5	
		EX	36704-01100	37.00	8.0	134.20	O		O		45	5	
4M40	4	IN	ME201705	41.00	8.0	108.60			O		45	10	
		EX	ME201706	35.00	8.0	108.40	O		O		45	10	
S4S	4	IN	32A04-00100	44.00	8.0	120.00			O		45	5	
		EX	32A04-01100	35.00	8.0	120.20	O		O		45	5	
4G54	4	IN	MD083848	46.00	8.0	108.20			O		45	10	
		EX	MD083851	38.00	8.0	106.10	O		O		45	10	
K4M	4	IN		34.00	8.0	112.80			O		45	5	
		EX		29.00	8.0	112.50	O		O		45	5	
6D14 24V	6	IN		40.00	8.0	128.00			O		45	5	
		EX											

气门目录 Engine valve catalog

ENGINE		IN EX	O.E.M NO.	MATERIAL DIMENTIONS								REMARKS
TYPE	CYL			HD	SD	OL	TIP	STL	N	CR	SA	

MITSUBISHI

6D40	6	IN		46.00	10.0	185.20			O		45	10	
		EX		46.00	10.0	185.50	O		O		45	10	
4G69	4	IN	SMR994497	34.00	6.0	111.20			O		45	10	
		EX	SMR994498	30.50	6.0	113.50	O		O		45	10	
EQ491	4	IN	B79HM6507JA.1	42.00	8.0	111.10			O		45	10	
		EX	B91HM6505AA.6	36.00	8.0	111.20	O		O		45	10	
4G15M	4	IN	SMD128017	30.00	5.5	106.40			O		45	10	
		EX	SMD128018	25.10	5.5	107.50	O		O		45	10	
6G75	6	IN	MD163799	36.40	6.0	110.40			O		45	10	
		EX	MD163286	32.00	6.0	112.10	O		O		45	10	

NISSAN

A12	4	IN	13201-H2300	35.00	8.0	103.80			O		45	3	
		EX	13202-H2400	29.00	8.0	103.80	O		O		45	3	
A15	4	IN	13201-H6200	37.00	8.0	103.80			O		45	3	
		EX	13202-H6200	30.00	8.0	103.80	O		O		45	3	
CA16	4	IN	13201-D0100	38.00	7.0	106.70			O		45	5	
		EX	13202-D0100	35.00	7.0	108.10	O		O		45	5	
CA18	4	IN	13201-D0200	40.00	7.0	106.70			O		45	5	
		EX	13202-D0100	35.00	7.0	108.10	O		O		45	5	
CA20	4	IN	13201-D2000	41.00	7.0	106.70			O		45	5	
		EX	13202-D0100	35.00	7.0	108.10	O		O		45	5	
J15	4	IN	13201-73000	38.00	8.7	109.60			O		45	7	
		EX	13202-B5200	32.00	8.7	109.60	O		O		45	7	
J16	4	IN	13201-01W01	38.00	8.7	109.60			O		45	3	
		EX	13202-01W03	32.00	8.7	109.60	O		O		45	3	
E13 裕隆311	4	IN	13201-01M00	37.00	7.0	118.80			O		45	3	
		EX	13202-01M00	30.00	7.0	118.20	O		O		45	3	
E15 裕隆312	4	IN	13201-25M00	37.00	7.0	119.70			O		45	3	
		EX	13202-63A00	31.00	7.0	120.00	O		O		45	3	
L26	6	IN	13201-A1100	42.00	8.0	116.40			O		45	3	
		EX	13202-N0401	35.00	8.0	117.50	O		O		45	3	
Z20	4	IN	13201-W0401	42.20	8.0	126.40			O		45	3	
		EX	13202-W0401	38.20	8.0	127.60	O		O		45	3	
Z24	4	IN	13201-N8501	42.00	8.0	124.20			O		45	3	
		EX	13202-N8500	38.00	8.0	125.20	O		O		45	3	
H20	6	IN	13201-F1800	42.00	8.7	110.20			O		45	3	
		EX	13202-P5100	32.00	8.7	110.20	O		O		45	3	
VG30 VG33	6	IN	13201-V5202	42.00	7.0	125.60			O		45	5	
		EX	13202-V6510	35.00	8.0	124.80	O		O		45	5	
GA14D	4	IN	13201-73Y00	29.00	5.5	92.30			O		45	10	
		EX	13202-57Y00	24.00	5.5	92.70	O		O		45	10	

气门目录 Engine valve catalog

ENGINE		IN EX	O.E.M NO.	MATERIAL DIMENTIONS								REMARKS
TYPE	CYL			HD	SD	OL	TIP	STL	N	CR	SA	

NISSAN

GA16D	4	IN	13201-57Y00	30.00	5.5	92.30			O		45	10	
		EX	13202-57Y00	24.00	5.5	92.70	O		O		45	10	
CA18D	4	IN	13201-64M10	34.00	6.0	89.00			O		45	10	
		EX	13202-64M10	28.00	6.0	89.50	O		O		45	10	
霹雳马 SR20	4	IN	13201-1E700	34.10	6.0	101.40			O		45	10	
		EX	13202-64Y10	30.10	6.0	102.30	O		O		45	10	
SR20	4	IN	13201-53J00	34.00	6.0	101.50			O		45	10	
		EX	13202-70J00	30.10	7.0	102.50	O		O		45	10	
NA20	4	IN	13201-3T900	38.20	8.0	122.10			O		45	5	
		EX	13202-3T900	34.10	8.0	123.50	O		O		45	5	
KA24 Z24 12V	4	IN	13201-40F00	34.00	7.0	121.40			O		45	10	
		EX	13202-40F00	40.00	8.0	122.40	O		O		45	10	
KA24D	4	IN	13201-53F02	36.60	7.0	101.50			O		45	10	
		EX	13202-53F00	31.40	7.0	99.90	O		O		45	10	
SD22	4	IN	13201-Y5200	38.00	8.0	117.00			O		45	10	
		EX	13202-C8700	32.00	8.0	117.00	O		O		45	10	
SD25	4	IN	13201-L2000	40.00	8.0	117.00			O		45	10	
		EX	13202-L2000	34.00	8.0	117.00	O		O		45	10	
PD6	6	IN	13201-96005	57.50	12.0	157.50			O		45	10	
		EX	13202-96002	47.00	12.0	158.00	O		O		45	10	
PE6	6	IN	13201-96006	57.50	12.0	157.50			O		30	10	
		EX	13202-96002	47.00	12.0	158.00	O		O		45	10	
RD8 RE8	8	IN	13201-97002	60.00	10.0	161.00			O		45	10	
		EX	13202-97000	50.00	12.0	161.20	O		O		45	10	
RF8	8	IN	13201-97002	60.00	10.0	161.00			O		45	10	
		EX	13202-97009	52.00	12.0	161.20	O		O		45	10	
FD35 FD46	4	IN	13201-01T00	48.50	9.0	129.50			O		45	10	
		EX	13202-01T00	39.50	9.0	130.00	O		O		45	10	
ED33 FD6T	6	IN	13201-T9000	47.00	9.0	129.50			O		30	10	
		EX	13202-T9000	38.00	9.0	130.00	O		O		45	10	
TD27 TD42	4	IN	13201-43G01	43.50	8.0	117.00			O		45	10	
		EX	13202-43G01	38.00	8.0	117.00	O		O		45	10	
LD20	4	IN	13201-05E00	39.40	8.0	118.00			O		45	3	
		EX	13202-23E00	32.10	8.0	118.80	O		O		45	3	
MARCH 1.3 16V	4	IN		27.50	5.5	95.70			O		45	10	
		EX		21.50	5.5	95.80	O		O		45	10	
FE6T	6	IN	13201-Z5501	48.50	9.0	130.70			O		30	10	
		EX	13202-Z5502	39.80	9.0	131.00	O		O		45	10	
VG20	6	IN	13201-V5001	38.00	7.0	128.20			O		45	5	
		EX	13202-V5010	33.00	8.0	127.50	O		O		45	5	
VQ30	6	IN	13201-38U00	36.00	6.0	97.60			O		45	10	
		EX	13202-38U00	31.40	6.0	95.00	O		O		45	10	
RB20	6	IN	13201-V5200	42.00	7.0	125.70			O		45	5	
		EX	13202-V5210	35.00	7.0	124.50	O		O		45	5	

气门目录 Engine valve catalog												
ENGINE		IN EX	O.E.M NO.	MATERIAL DIMENTIONS								REMARKS
TYPE	CYL			HD	SD	OL	TIP	STL	N	CR	SA	

NISSAN

VQ20	6	IN	13201-31U00	29.00	6.0	104.00			O		45	10	
		EX	13202-31U00	24.00	6.0	101.50	O		O		45	10	
MARCH MA10	4	IN	13201-01B00	35.00	7.0	110.00			O		45	3	
		EX	13202-01B00	30.00	7.0	109.50	O		O		45	3	
ND6	6	IN	13201-95000	50.00	10.0	143.00			O		30	10	
		EX	13202-95000	41.00	10.0	143.00	O		O		45	5	
Z16	4	IN	13201-W0500	38.10	8.0	126.40			O		45	3	
		EX	13202-W0401	38.20	8.0	127.60	O		O		45	3	
P40	6	IN	13201-58000	43.00	8.7	131.50			O		45	5	
		EX	13202-58000	36.30	8.7	131.50	O		O		45	5	
BD30	4	IN	13201-J2000	45.00	9.0	129.70			O		30	10	
		EX	13202-J2000	36.00	9.0	130.00	O		O		45	10	
QD32	4	IN	13201-1W400	45.50	8.0	117.00			O		45	3	
		EX	13202-1W400	39.00	8.0	117.00	O		O		45	3	
NISSAN 休旅车2.0	4	IN		35.60	6.0	97.15			O		45	10	
		EX		30.60	6.0	98.80	O		O		45	10	
云豹VG30	6	IN	6V87Q-1007010B	42.10	7.0	125.60			O		45	10	
		EX	6V87Q-1007015B	35.10	8.0	124.50	O		O		45	10	
奇骏 QR25DE	6	IN	13201-8H300	35.50	5.5	97.30			O		45	10	
		EX	13202-6N200	28.00	5.5	96.50	O		O		45	10	
GA14 GA16	4	IN	13201-88A00	29.10	6.0	113.80			O		45	10	
		EX	13202-88A00	33.00	6.6	116.30	O		O		45	10	
NE6T	6	IN	13201-95006	52.00	10.0	143.80			O		30	10	
		EX	13202-95003	43.00	10.0	143.50	O		O		45	10	
TB42	6	IN	13201-03J00	47.20	8.0	118.20			O		45	5	
		EX	13202-03J00	38.00	8.0	119.00	O		O		45	5	
TD25	4	IN	13201-44G00	41.50	8.0	117.10			O		45	10	
		EX	13202-44G00	37.00	8.0	117.10	O		O		45	10	
NF6	6	IN		52.00	10.0	157.70			O		30	10	
		EX		47.00	10.0	157.65	O		O		45	10	
VQ20 2001年	6	IN	13201-31U01	29.20	6.0	99.70			O		45	10	
		EX	13202-31U00T	24.00	6.0	97.24	O		O		45	10	
PE6T	6	IN	13201-96009	57.50	12.0	158.65			O		30	5	
		EX	13202-96008	54.00	12.0	157.70	O		O		45	5	
吊车	6	IN	13201-53F00	57.50	12.0	158.65			O		30	10	
		EX	13202-53F00	52.00	12.0	157.50	O		O		45	10	
TD25	4	IN	13201-44G00	41.50	8.0	117.10			O		45	10	
		EX	13202-44G00	37.00	8.0	117.10	O		O		45	10	
日产BD-25	4	IN	13201-02N00	40.00	8.0	117.00			O		45	10	
		EX	13202-87D01	37.00	8.0	117.00	O		O		45	10	
VG30	6	IN	13201-F6511	34.10	6.0	103.30			O		45	10	
		EX	13202-40P00	29.60	6.0	103.80	O		O		45	10	
SR20 DE	4	IN		34.10	6.0	98.40			O		45	10	
		EX		30.10	6.0	99.35	O		O		45	10	

气门目录 Engine valve catalog

ENGINE		IN EX	O.E.M NO.	MATERIAL DIMENTIONS								REMARKS
TYPE	CYL			HD	SD	OL	TIP	STL	N	CR	SA	

NISSAN

HR16	4	IN	13201-ED000	31.10	5.0	101.70							
		EX	13202-ED000	25.50	5.0	102.50							
MR20	4	IN	13201-EN20A	34.00	5.5	106.30							
		EX	13202-EN200	27.80	5.5	105.50							
VQ23	4	IN	13201-AQ801	34.00	6.00	99.50							
		EX	13202-AQ800	29.20	6.00	96.90							
VQ25DE	6	IN	13201-EG200	34.00	6.00	98.50							
		EX	13202-AQ801	29.20	6.00	96.90							

OPEL DAEWOO

OPEL1.4 16V	4	IN	641 034	31.00	6.0	103.10			O		45	11	
		EX	641 340	27.50	6.0	102.20	O		O		45	11	
OPEL1.8	4	IN	642 667	41.80	7.0	103.80			O		45	10	
		EX	642 829	36.50	7.0	103.60	O		O		45	10	
OPEL1.6 手排	4	IN	642 679	38.00	7.0	101.10			O		45	10	
		EX	642 854	31.00	7.0	101.10	O		O		45	10	
OPEL1.3 8V	4	IN	642 763	33.00	7.0	105.00			O		45	10	
		EX	642 890	29.00	7.0	105.00	O		O		45	10	
OPEL2.0 16V	4	IN	642 758	33.00	7.0	104.90			O		45	11	
		EX	642 858	29.00	7.0	105.00	O		O		45	11	
OPEL1.8 2001年后	4	IN		31.20	5.0	102.00			O		45	11	
		EX		27.50	5.0	101.50	O		O		45	11	
OPEL2.0 92年	4	IN	641 022	32.00	6.0	102.10			O		45	11	
		EX	641 325	29.00	6.0	92.20	O		O		45	11	
OPEL1.4 手排	4	IN	641 015	38.00	7.0	104.60			O		45	10	
		EX	641 317	31.00	7.0	104.60	O		O		45	10	
MATIZ 大宇 800	4	IN	12911-78B00	35.50	5.5	110.55			O		45	10	
		EX	12915-78B00	31.80	5.5	110.35	O		O		45	10	
DAEWOO 1.5 大宇 蓝龙	4	IN	96182806	30.20	6.0	102.10			O		45	10	
		EX	96182805	26.20	6.0	102.10	O		O		45	10	
DAEWOO 大宇 贵族	4	IN	90215492	38.00	7.0	101.10			O		45	10	
		EX	90215491	31.00	7.0	101.10	O		O		45	10	
DAEWOO	4	IN	96182934	38.00	7.0	103.50							
		EX	96182933	31.00	7.0	103.40							
DAEWOO 2.0 16V 92年	4	IN	90412277	32.00	6.0	102.10			O		45	11	
		EX	90410813	29.00	6.0	92.20	O		O		45	11	
DAEWOO 跑车1.6	4	IN	96103129	30.30	6.0	102.40			O		45		
		EX	96103130	26.00	6.0	102.50	O		O		45		
DAEWOO	4	IN	94621041	39.00	8.0	98.60							
		EX	94621047	32.00	8.0	99.00							
DAEWOO	4	IN	94621104	39.00	8.0	110.30							
		EX	94621105	32.10	8.0	109.10							
MAN2530 MAN2566	10	IN	51 04101 0332	58.00	12.0	142.50			O		45	10	
	6	EX	51 04101 0447	51.00	12.0	142.50	O		O		45	10	
MAN2866	6	IN	51 04101 0375	58.00	12.0	142.50			O		30	10	
		EX	51 04101 0447	51.00	12.0	142.50	O		O		45	10	

气门目录 Engine valve catalog

ENGINE		IN EX	O.E.M NO.	MATERIAL DIMENTIONS								REMARKS
TYPE	CYL			HD	SD	OL	TIP	STL	N	CR	SA	

PEUGEOT

XR5 1500C.C	4	IN	0 94839	39.40	8.0	116.00			O		30	10	
		EX	0 94944	32.50	8.0	113.20	O		O		45	10	
XU5J 1600C.C	4	IN	0 94847	40.00	8.0	108.80			O		45	10	
		EX	0 94952	33.00	8.0	108.10	O		O		45	10	
XU5JA 1900C.C	4	IN	0 94856	41.60	8.0	108.80			O		45	10	
		EX	0 94957	34.50	8.0	108.40	O		O		45	10	
XU7 2000C.C	4	IN	0 94833	42.60	8.0	118.60			O		30	10	
		EX	0 94927	35.50	8.0	112.20	O		O		45	10	
PEUGEOT 1.6 16V	4	IN		28.70	6.0	104.35			O		45	10	
		EX		24.50	6.0	104.40	O		O		45	10	
BX 1.4	4	IN	95551307	36.80	8.0	113.40			O		30	10	
		EX	95551308	29.30	8.0	113.60	O		O		45	10	
305 309	4	IN	0 94854	39.50	8.0	105.20			O		45	10	
		EX	0 94954	33.00	8.0	105.20	O		O		45	10	
1.9短	4	IN	91537489	41.60	8.0	105.20			O		45	10	
		EX	91537491	34.50	8.0	104.80	O		O		45	10	
C15D	4	IN	93501279	38.00	8.0	112.40			O		30	10	
		EX	93510773	33.00	8.0	111.90	O		O		45	10	
405MI 16V	4	IN	0 948 61	34.60	7.0	106.40			O		45	11	
		EX	0 948 62	29.60	7.0	105.80	O		O		45	11	
宝狮306 2.0	4	IN		31.40	6.0	106.40			O		45	10	
		EX		30.90	6.0	105.30	O		O		45	10	
406 16V2.0 96年	4	IN		34.50	6.0	106.20			O		45	10	
		EX		29.70	6.0	105.60	O		O		45	10	
CITROEN 1.4	4	IN	97531080	36.70	7.0	112.70			O		30	10	
		EX	97531044	29.20	7.0	112.70	O		O		45	10	
CITROEN 1.6	4	IN	96096851	39.40	7.0	111.80			O		30	11	
		EX	96096852	31.30	7.0	111.50	O		O		45	11	
PEUGEOT 206 406 2.0	4	IN		33.30	6.0	106.20			O		45	10	
		EX		29.00	6.0	103.60	O		O		45	10	
CITROEN XM2.0	4	IN	94866	42.60	8.0	108.80			O		45	11	
		EX	94966	34.50	8.0	108.40	O		O		45	11	
PEUGEOT 206 1.6	4	IN		31.30	6.0	104.35			O		45	10	
		EX		24.50	6.0	104.40	O		O		45	10	
Paykan 1.7	4	IN	1218394	36.40	8.0	118.40			O		45	10	
		EX	1218383	29.80	8.0	118.40	O		O		45	10	
PORSCHE 911	6	IN	930 105 409 14	49.00	9.0	110.10			O		45	11	
		EX	930 105 419 08	41.50	9.0	108.40	O		O		45	11	
PORSCHE 944	6	IN	944 105 409 03	48.00	9.0	111.50			O		45	11	
		EX	944 105 418 00	40.00	9.0	112.40	O		O		45	11	

气门目录 Engine valve catalog												
ENGINE		IN EX	O.E.M NO.	MATERIAL DIMENTIONS								REMARKS
TYPE	CYL			HD	SD	OL	TIP	STL	N	CR	SA	

RENAULT

R9	4	IN	7701462137	34.20	7.0	91.40			O		45	10	
		EX	7701460690	29.00	7.0	88.90	O		O		45	18	
R11 R21	4	IN	7701463081	38.10	8.0	111.50			O		30	10	
		EX	7701463082	32.50	8.0	111.30	O		O		45	10	
R18 R20	4	IN	7701460147	43.90	8.0	111.20			O		30	10	
		EX	7701460148	38.60	8.0	111.40	O		O		45	10	
R5 R9	4	IN	7701462385	34.10	7.0	91.30			O		45	18	
		EX	7701461214	28.80	7.0	89.30	O		O		45	18	
R11D F8M	4	IN	7701462813	36.10	8.0	111.70			O		30	10	
		EX	7701462814	31.60	8.0	111.30	O		O		45	10	
F40 M1 R9C	4	IN	7701458180	33.50	7.0	89.80			O		45	10	
		EX	7701461802	29.00	7.0	88.90	O		O		45	18	
R5 R19	4	IN	7701462385	34.20	7.0	91.40			O		45	10	
		EX	7701461214	29.00	7.0	88.90	O		O		45	18	
R19	4	IN	7701465088	37.50	7.0	107.80			O		30	10	
		EX	7701465090	33.60	7.0	107.80	O		O		45	10	
R25	4	IN	7701460147	43.90	8.0	112.00			O		30	10	
		EX	7701460143	38.60	8.0	111.40	O		O		45	10	
LAGUNA 1.8	4	IN		40.00	8.0	115.50			O		45	10	
		EX		32.60	8.0	115.30	O		O		45	10	
TWIGO 1.2 97年	4	IN		33.00	6.0	106.75			O		45	10	
		EX		30.00	6.0	106.75	O		O		45	10	
R6 RODEO	4	IN	7701 458 180	33.50	7.0	89.80			O		45	10	
		EX	7701 458 190	30.30	7.0	89.00	O		O		45	18	

SAAB

SAAB72 900 8V	4	IN	8346884	42.00	8.0	107.80			O		45	11	
		EX	8362295	34.50	8.0	108.30	O		O		45	11	
SAAB72 900 16V	4	IN	7562002	32.00	7.0	108.30			O		45	11	
		EX	9165598	29.00	7.0	108.30	O		O		45	11	
SAAB2.5 24V	6	IN	4500849	32.00	6.0	102.10			O		45	11	
		EX	4500864	29.00	6.0	92.20	O		O		45	11	
SAAB3.0 24V	6	IN	4500849	32.00	6.0	102.10			O		45	11	
		EX	9010816	29.00	6.0	102.10	O		O		45	11	

气门目录 Engine valve catalog

ENGINE		IN EX	O.E.M NO.	MATERIAL DIMENTIONS								REMARKS
TYPE	CYL			HD	SD	OL	TIP	STL	N	CR	SA	

SUZUKI

SUZUKI 462 465	4	IN	12911-84000	31.60	7.0	110.00			O		45	10	
		EX	12915-84000	27.50	7.0	109.50	O		O		45	10	
SUZUKI 472	4	IN	12911-F7210	34.00	7.0	117.50			O		45	10	
		EX	12915-F7210	28.00	7.0	116.55	O		O		45	10	
SUZUKI 1.3 472 16V	4	IN	12911-68E20	27.20	5.5	92.55			O		45	10	
		EX	12915-68E20	23.00	5.5	80.20	O		O		45	10	
SUZUKI 474 电喷	4	IN	12911-71C00	29.20	5.5	92.20			O		45	10	
		EX	12915-71C50	25.00	5.5	80.00	O		O		45	10	
G16 ESCUDD0	4	IN	12911-60A00	36.50	7.0	115.50			O		45	10	
		EX	12915-60A10	32.50	7.0	114.50	O		O		45	10	
金吉星 V6 24V	6	IN	12911-85FA0	30.00	6.0	86.25			O		45	10	
		EX	12911-85FA0	25.00	6.0	86.00	O		O		45	10	
F10C	4	IN	12911-82000	36.00	7.0	115.50			O		45	10	
		EX	12915-82000	30.00	7.0	114.60	O		O		45	10	
SOLIO 1.3	4	IN		30.00	5.5	100.75			O		45	10	
		EX		25.00	5.5	99.00	O		O		45	10	
F6A	4	IN		25.60	5.0	92.10			O		45	10	
		EX		21.30	5.0	80.40	O		O		45	10	
F8C	4	IN	12911-78B00	35.60	5.5	110.50			O		45	10	
		EX	12915-78B00	31.80	5.5	110.50	O		O		45	10	
G16A	4	IN	12911-60A10	36.60	7.0	115.70			O		45	10	
		EX	12915-60A50	32.50	7.0	114.50	O		O		45	10	
长安CA20	4	IN		32.00	6.0	102.10			O		45	11	
		EX		29.00	6.0	92.25	O		O		45	11	

SUBARU

EK20 600	2	IN	41555-5400	35.00	7.0	111.00			O		45	7	
		EX	41556-5500	30.00	7.0	110.60	O		O		45	7	
DOMINGO 多猛哥	3	IN	13201-KA111	36.00	7.0	111.00			O		45	7	
		EX	13202-KA161	30.00	7.0	110.70	O		O		45	7	
JUSTY 捷速帝	3	IN	13201-KA12	29.00	7.0	108.20			O		45	10	
		EX	13202-KA181	33.00	7.0	108.50	O		O		45	10	
SUBARU TURBO 2.0	4	IN	13201-AA390	36.00	6.0	104.50			O		45	10	
		EX	13202-AA400	32.00	6.0	104.80	O		O		45	10	
SUBARU 金福将	4	IN	13201-KA180	37.00	7.0	111.00			O		45	10	
		EX	13202-KA240	32.00	7.0	110.60	O		O		45	10	
大庆 1.6	4	IN	13201-AA082	32.50	6.0	120.50			O		45	10	
		EX	13202-AA112	28.50	6.0	121.65	O		O		45	10	
大庆 1.8	4	IN	13201-AA-180	31.00	6.0	101.00			O		45	10	
		EX	13202-AA-161	27.00	6.0	101.20	O		O		45	10	
EMPRIZE 2.0 99年	4	IN		35.90	6.0	104.45			O		45	10	
		EX		32.00	6.0	104.65	O		O		45	10	
云雀	2	IN		36.00	7.0	111.00			O		45	6	
		EX		30.00	7.0	110.60	O		O		45	6	

气门目录 Engine valve catalog

ENGINE		IN EX	O.E.M NO.	MATERIAL DIMENTIONS								REMARKS
TYPE	CYL			HD	SD	OL	TIP	STL	N	CR	SA	

SEAT

SEAT 1.5 d83	4	IN	3940 2823	34.00	7.0	103.00			O		45	11	
		EX	3940 2840	30.00	7.0	103.00	O		O		45	11	
SEAT 1.0 d65	4	IN	4 265 695	29.00	7.0	95.30			O		45	10	
		EX	4 266 321	26.00	7.0	95.30	O		O		45	11	
SEAT 1.0 d65	4	IN	4 265 695	29.00	7.0	95.30			O		45	10	
		EX	4 377 979	26.00	7.0	95.70	O		O		45	10	
TOLEDO 2.0	4	IN	027 109 601C	32.00	7.0	95.50			O		45	11	
		EX	027 109 611D	28.00	7.0	98.20	O		O		45	11	
TOLEDO d82.5 2.0	4	IN	048 109 601A	39.50	8.0	91.90			O		45	11	
		EX	053 109 611	33.20	8.0	91.20	O		O		45	11	
SEAT 1.4	4	IN		35.90	7.0	99.20			O		45	11	
		EX		28.90	7.0	98.90	O		O		45	11	

SCANIA PERKINS DEUTZ

SCANIA 112	6	IN	294674/1360836	54.00	11.0	162.50			O		20	10	
		EX	352347/1360834	44.60	11.0	162.50	O		O		45	10	
SCANIA 3604P DSC12	6	IN	1333230	44.00	10.0	171.50			O		20	10	
		EX	1328532	41.00	10.0	171.55	O		O		45	10	
PERKINS 珀京斯 4248	4	IN	314 316 41	44.20	9.5	122.80			O		45	10	
		EX	314 311 09	36.60	9.5	123.20	O		O		45	10	
PERKINS 珀京斯 6372	6	IN	314 316 41	44.20	9.5	122.80			O		45	10	
		EX	3142A051	37.40	9.5	123.30	O		O		45	10	
PERKINS 100 珀京斯 3型	3	IN		42.00	7.0	115.90			O		45	11	
		EX		38.00	7.0	115.50	O		O		45	11	
DEUTZ F4L 1011	4	IN	417 0898	40.10	8.0	124.70			O		45	11	
		EX	417 0899	34.90	8.0	124.70	O		O		45	11	
DEUTZ BF 413	6	IN	414 6225	53.60	10.0	165.00			O		45	10	
		EX	241 2165	46.60	10.0	165.30	O		O		45	10	
DEUTZ FA 714	6 8	IN	335 8980	44.60	10.0	170.00			O		45	10	
		EX	335 8981	41.60	10.0	170.00	O		O		45	10	
DEUTZ	6	IN		44.60	12.0	170.00			O		45	15	
		EX		41.60	12.0	170.00	O		O		45	15	
CAT 3306	6	IN	100 7860	51.20	9.5	135.80			O		30	18	
		EX	148 7455	48.20	9.5	134.40	O		O		30	18	
CAT 3408	8	IN	115 2368	45.00	9.5	181.40			O		30	18	
		EX	115 2367	41.80	9.5	181.50	O		O		45	18	

气门目录 Engine valve catalog													
ENGINE		IN EX	O.E.M NO.	MATERIAL DIMENTIONS								REMARKS	
TYPE	CYL			HD	SD	OL	TIP	STL	N	CR	SA		CG

TOYOTA

5K	4	IN	13711-24011	36.00	8.0	99.90			O		45	5	
		EX	13715-24012	29.00	8.0	100.20	O		O		45	5	
2K 3K	4	IN	13711-24020	36.00	8.0	100.00			O		45	20	
		EX	13715-24020	29.00	8.0	100.00	O		O		45	20	
4AF 5A	4	IN	13715-15050	30.00	6.0	91.50			O		45	10	
		EX	13715-15030	24.60	6.0	92.00	O		O		45	10	
3S 5S 93年后	4	IN	13711-74080	32.00	6.0	97.50			O		45	10	
		EX	13715-74080	27.00	6.0	98.50	O		O		45	10	
3SFE	4	IN	13711-74020	32.00	6.0	100.60			O		45	10	
		EX	13715-74020	27.00	6.0	100.60	O		O		45	10	
11B	4	IN	13711-56060	44.00	9.0	126.60			O		45	10	
		EX	13715-56060	36.00	9.0	126.60	O		O		45	10	
B	4	IN	13711-56010	45.00	9.0	128.00			O		45	5	
		EX	13715-56010	37.50	9.0	127.80	O		O		45	5	
14B	4	IN	13711-58050	46.00	9.0	127.00			O		45	10	
		EX	13715-58040	38.50	9.0	126.70	O		O		45	10	
7A 8A	4	IN	13711-16060	31.00	6.0	88.00			O		45	10	
		EX	13715-15070	24.50	6.0	88.00	O		O		45	10	
1Y 2Y 3Y 4Y	4	IN	13711-71010	40.00	8.0	108.30			O		45	10	
		EX	13715-71010	36.00	8.0	108.60	O		O		45	10	
1Z 11Z	4	IN	13711-78300	42.00	9.0	122.00			O		45	10	
		EX	13715-78300	35.00	9.0	122.00	O		O		45	10	
20R	4	IN	13711-38010	43.00	8.0	115.60			O		45	5	
		EX	13715-38020	36.00	8.0	114.00	O		O		45	5	
2VZFE 2.5	6	IN	13711-62020	33.00	6.0	96.20			O		45	10	
		EX	13715-62020	27.30	6.0	96.20	O		O		45	10	
1DZ	4	IN	13711-78200	38.50	8.0	108.60			O		45	10	
		EX	13715-78200	32.50	8.0	108.20	O		O		45	10	
18R	4	IN	13711-36021	43.00	8.0	113.20			O		45	5	
		EX	13715-34013	36.00	8.0	113.80	O		O		45	5	
2L 3L	4	IN	13711-54020	42.40	8.0	103.50			O		45	10	
		EX	13715-54040	36.10	8.0	103.40	O		O		45	10	
F	6	IN	13711-60021	46.00	8.0	125.00			O		45	11	
		EX	13715-60032	37.50	8.0	125.00	O		O		45	11	
1SZ	4	IN	13711-23030	26.00	5.0	88.00			O		45	10	
		EX	13715-23020	22.50	5.0	89.00	O		O		45	10	
3B	4	IN	13711-58010	46.00	9.0	128.30			O		45	10	
		EX	13715-58010	41.00	9.0	127.80	O		O		45	10	
2J	4	IN	13711-46010	40.50	9.0	120.50			O		45	5	
		EX	13715-46013	33.50	9.0	120.60	O		O		45	5	
2J	4	IN	13711-48010	40.50	9.0	120.90			O		45	10	
		EX	13715-48010	33.50	9.0	120.60	O		O		45	10	

气门目录 Engine valve catalog

ENGINE		IN EX	O.E.M NO.	MATERIAL DIMENTIONS								REMARKS
TYPE	CYL			HD	SD	OL	TIP	STL	N	CR	SA	

TOYOTA

13B	4	IN	13711-58010	46.00	9.0	128.30			O		45	10	
		EX	13715-58021	38.50	9.0	128.10	O		O		45	10	
3P	4	IN	13711-23020	38.00	8.0	103.50			O		45	20	
		EX	13715-23020	29.70	8.0	103.50	O		O		45	20	
4P	4	IN	13711-23021	38.00	8.0	103.50			O		45	5	
		EX	13715-23021	29.70	8.0	103.50	O		O		45	5	
2D DA116	6	IN	13711-77010	47.00	10.0	158.70			O		45	5	
		EX	13715-77010	43.00	10.0	158.60	O		O		45	5	
D 2D	6	IN	13711-76012	47.00	10.0	161.70			O		45	5	
		EX	13715-76012	42.90	10.0	161.50	O		O		45	5	
2F	6	IN	13711-60021	46.00	8.0	125.00			O		45	11	
		EX	13715-61020	37.50	8.0	128.00	O		O		45	5	
12R	4	IN	13711-31050	40.00	8.0	109.00			O		45	10	
		EX	13715-31070	34.00	8.0	109.00	O		O		45	10	
2H	6	IN	13711-68010	42.00	9.0	120.90			O		45	10	
		EX	13715-68010	35.00	9.0	120.80	O		O		45	10	
1FZ	6	IN	13711-66020	38.00	7.0	98.70			O		45	10	
		EX	13715-66020	32.00	7.0	98.20	O		O		45	10	
5M	6	IN	13711-43010	42.00	8.0	116.40			O		45	5	
		EX	13715-45010	33.00	8.0	113.30	O		O		45	5	
1RZ	4	IN	13711-75020	42.10	8.0	102.00			O		45	10	
		EX	13715-75010	35.10	8.0	102.30	O		O		45	10	
2RZ	4	IN	13711-75030	46.00	8.0	102.20			O		45	10	
		EX	13715-75030	38.10	8.0	102.20	O		O		45	10	
3RZFE	4	IN	13711-75070	37.50	6.0	104.00			O		45	10	
		EX	13715-75060	30.50	6.0	104.00	O		O		45	10	
1C	4	IN	13711-64011	38.50	8.0	105.00			O		45	10	
		EX	13715-64012	32.50	8.0	105.00	O		O		45	10	
2C	4	IN	13711-64010	38.50	8.0	106.50			O		45	10	
		EX	13715-64010	32.50	8.0	106.50	O		O		45	10	
2H	4	IN		35.10	7.0	109.70			O		45	3	
		EX		30.10	7.0	109.20	O		O		45	3	
1HZ	6	IN	13711-17010	42.50	8.0	103.60			O		45	10	
		EX	13715-17010	36.00	8.0	103.40	O		O		45	10	
1MZ	6	IN	13711-20020	34.00	5.5	95.50			O		45	10	
		EX	13715-20020	27.30	5.5	95.40	O		O		45	10	
COROLLA 1.8 97年后	4	IN		32.00	5.5	88.60			O		45	10	
		EX		27.45	5.5	88.70	O		O		45	10	
15B	4	IN		37.10	7.0	126.40			O		45	10	
		EX		33.20	7.0	126.40	O		O		45	10	
5EFE	4	IN	13711-11010	28.60	6.0	93.60			O		45	10	
		EX	13715-11030	24.50	6.0	94.00	O		O		45	10	

气门目录 Engine valve catalog

ENGINE		IN EX	O.E.M NO.	MATERIAL DIMENTIONS								REMARKS
TYPE	CYL			HD	SD	OL	TIP	STL	N	CR	SA	

TOYOTA

22R	4	IN	13711-35051	45.00	8.0	114.10			O		45	5	
		EX	13715-35040	37.00	8.0	112.90	O		O		45	5	
2JZ	6	IN	13711-46030	33.50	6.0	98.70			O		45	10	
		EX	13715-46020	29.00	6.0	99.20	O		O		45	10	
LS400	8	IN		33.40	6.0	95.10			O		45	10	
		EX		26.00	6.0	97.00	O		O		45	10	
1UZFE	8	IN		33.40	6.0	95.00			O		45	10	
		EX		28.00	6.0	96.90	O		O		45	10	
2TZ	4	IN	13711-76020	36.00	6.0	103.70			O		45	10	
		EX	13715-76030	30.60	6.0	104.00	O		O		45	10	
3VZ	6	IN	13711-62040	34.10	6.0	95.60			O		45	10	
		EX	13715-62030	27.30	6.0	95.00	O		O		45	10	
1W	4	IN	13711-78010	44.40	9.0	123.20			O		45	10	
		EX	13715-78010	40.00	9.0	123.00	O		O		45	10	
3RZFE	4	IN	13711-75060	37.50	6.0	103.50			O		45	10	
		EX	13715-75050	30.50	6.0	103.50	O		O		45	10	
华晨 4G22D4	4	IN	4G22D4-1007016	36.00	5.5	105.30			O		45	10	
		EX	4G22D4-1007018	31.00	5.5	105.50	O		O		45	10	
5RA 5RB	4	IN	13711-44013	43.00	8.5	109.50			O		45	10	
		EX	13715-44022	37.00	8.5	110.30	O		O		45	10	
1E 2E 3E	4	IN	13711-10020	30.00	6.0	92.30			O		45	10	
		IN	13712-10020	21.10	6.0	98.70			O		45	10	
		EX	13715-10030	31.10	6.0	92.40	O		O		45	10	
2TR	4	IN	13711-75110	37.50	5.5	106.20			O		45	5	
		EX	13715-75100	31.50	5.5	106.50	O		O		45	5	
ATiS 1.6	4	IN		30.50	5.5	88.60			O		45	10	
		EX		26.00	5.5	88.70	O		O		45	10	
5L	4	IN	13711-54030	42.50	8.0	104.40			O		45	10	
		EX	13715-54050	36.00	8.0	104.20	O		O		45	10	
L 2L	4	IN	13711-54010	42.60	8.5	123.00			O		45	11	
		EX	13715-54010	35.00	8.5	122.80	O		O		45	11	
2AZ	4	IN	13711-28010	34.00	5.50	101.70							
		EX	13715-28010	30.00	5.50	101.00							
1ZZ	4	IN	13711-OD030	32.00	5.5	88.50							
		EX	13715-OD030	26.00	5.5	88.84							
1ZR	4	IN	13711-97041	32.00	5.5	109.40							
		EX	13715-97041	27.50	5.5	108.30							
1ZZ-FE	4	IN	13711-22040	31.00	5.5	88.50							
		EX	13715-22040	26.00	5.5	88.84							
3GR	6	IN	13711-31090	34.50	5.5	105.50							
		EX	13715-31130	29.00	5.5	111.50							
4RB3	4	IN	13711-71016	34.50	6.0	104.00							
		EX	13715-71010	28.00	6.0	103.80							

气门目录 Engine valve catalog

ENGINE		IN EX	O.E.M NO.	MATERIAL DIMENTIONS								REMARKS
TYPE	CYL			HD	SD	OL	TIP	STL	N	CR	SA	

VOLVO

240 740	4	IN	463395-4	44.00	8.0	110.50			O		45	11	
		EX	463526-4	35.00	8.0	110.80	O		O		45	11	
740	4	IN	1317793-6	34.50	7.0	122.50			O		45	11	
		EX	1317792-8	31.50	7.0	122.30	O		O		45	11	
760	6	IN	247775-0	45.30	8.0	112.50			O		45	10	
		EX	247776-0	38.50	8.0	111.50	O		O		45	10	
960	6	IN	1397641-0	31.00	7.0	104.10			O		45	11	
		EX	1366882-7	27.00	7.0	103.30	O		O		45	11	
740	4	IN	1336290-0	44.00	8.0	119.60			O		45	11	
		EX	1336291-8	35.00	8.0	119.90	O		O		45	11	
262 264	6	IN	245390-0	43.90	8.0	112.00			O		30	10	
		EX	245802-4	37.00	8.0	111.30	O		O		45	10	
460	4	IN	3344841-6	40.20	8.0	107.00			O		45	10	
		EX	3344842-4	32.60	8.0	107.00	O		O		45	10	
S60 2.5 20V	5	IN		31.00	6.0	104.30			O		45	11	
		EX		27.00	6.0	103.25	O		O		45	11	
850	5	IN	1397190	40.00	7.0	98.10			O		45	11	
		EX	1397191	35.00	7.0	97.10	O		O		45	11	
VOLVO TD103	6	IN	479204	50.00	11.0	167.40			O		30	10	
		EX	467855	46.00	11.0	167.20	O		O		45	10	
TD73/ES	6	IN	477447	43.00	8.0	149.70			O		30	18	
		EX	477443	39.00	8.0	149.70	O		O		45	18	
D12A	6	IN	1547492	40.00	8.0	192.00			O		30	10	
		EX	8148574	40.00	8.0	191.70	O		O		45	10	

IVECO STEYR

6BT	6	IN	A3901117	45.00	8.0	129.10			O		30	10	
		EX	A3901607	42.00	8.0	129.00	O		O		45	10	
6CT	6	IN	3802463	52.00	9.5	151.20			O		30	10	
		EX	3802085	46.00	9.5	150.10	O		O		45	10	
IVECO 2.5	4	IN	7 301 820	41.00	8.0	120.70			O		30	10	
		EX	7 301 821	34.40	8.0	122.00	O		O		45	10	
IVECO 2.8	4	IN	7 301 820	41.00	8.0	120.70			O		30	10	
		EX	99432837	36.00	8.0	122.00	O		O		45	10	
IVECO 3.9	6	IN	99 432 652	45.50	8.0	125.50			O		30	10	
		EX	99 432 717	37.50	8.0	125.50	O		O		45	10	
IVECO 345HP	6	IN	61 320 722	49.50	9.0	147.30	O		O		30	10	
		EX	61 321 255	43.00	9.0	146.00			O		45	10	
IVECO 8210	6	IN	98 497 025	57.50	11.0	170.00	O		O		30	10	
		EX	98 407 026	48.00	11.0	170.00			O		45	10	
小解放 488	4	IN	1007011-B1	40.70	8.0	114.30			O		45	5	
		EX	1007012-B2	35.30	8.0	114.90	O		O		45	14	

气门目录 Engine valve catalog

ENGINE		IN EX	O.E.M NO.	MATERIAL DIMENTIONS								REMARKS
TYPE	CYL			HD	SD	OL	TIP	STL	N	CR	SA	

IVECO STEYR

6112	6	IN		47.50	9.5	156.55			O		30	10	
		EX		43.00	9.5	156.55	O		O		45	10	
上柴6135	6	IN		59.80	12.0	177.85			O		45	16	
		EX		51.80	12.0	177.90	O		O		45	16	
斯太尔 WD614	6	IN	614 60 05 0007	50.90	12.0	158.40				O	30	10	
		EX	615 60 05 0006	48.90	12.0	158.40	O			O	45	10	
斯太尔 WD615	6	IN	615 60 05 0022	50.90	11.0	159.40				O	35	10	
		EX	615 60 05 0027	48.90	11.0	158.40	O			O	45	10	
斯太尔 WD612	6	IN	609 F0 502	45.00	10.0	149.50				O	45	10	
		EX	610 60 05 0002	39.00	10.0	149.50	O			O	45	10	

KOMATSU

4D94	4	IN	6140-41-4111	40.00	8.9	134.00			O		45	18	
		EX	6142-41-4210	35.00	8.9	134.00	O		O		45	18	
4D94E	4	IN		41.00	8.0	115.10			O		30	5	
		EX		35.00	8.0	115.10	O		O		45	5	
6D95	6	IN	6209-41-4110	44.00	8.0	128.00			O		45	5	
		EX	6209-41-4210	38.00	8.0	128.00	O		O		45	5	
6S95T	6	IN	6207-41-4110	44.00	8.0	128.00			O		30	5	
		EX	6204-41-4210	38.00	8.0	128.00	O		O		45	5	
4D105	4	IN	6130-41-4210	46.00	10.0	150.50			O		45	18	
		EX	6130-41-4210	40.00	10.0	150.50	O		O		45	18	
S6D102	6	IN	6736-41-4110	45.00	8.0	129.10			O		30	10	
		EX	6736-41-4210	42.00	8.0	129.00	O		O		45	10	
6D105	6	IN	6136-41-4110	46.00	10.0	145.50			O		30	10	
		EX	6136-41-4210	40.00	10.0	145.50	O		O		45	10	
S6D107	6	IN	6162-43-4110	57.00	12.0	196.50			O		30	10	
		EX	6142-43-4210	56.00	12.0	196.50	O		O		45	10	
S6D108	6	IN	6221-43-4110	50.00	9.0	148.50			O		30	10	
		EX	6221-43-4210	44.00	9.0	148.50	O		O		45	10	
S6D110	6	IN	6138-42-4110	47.00	9.0	148.50			O		60	10	
		EX	6136-42-4210	41.00	9.0	148.50	O		O		45	10	
S6D125	6	IN	6150-41-4111	45.00	9.0	169.50			O		30	10	
		EX	6150-41-4210	44.00	9.0	169.50	O		O		45	10	
S6D135	6	IN	6150-42-4110	45.00	9.0	170.00			O		30	10	
		EX	6150-42-4210	44.00	9.0	170.80	O		O		45	10	
6D155	6	IN	6127-41-4113	56.00	11.0	212.50			O		30	10	
		EX	6127-41-4214	53.00	11.0	212.50	O		O		45	10	
WMMINS 903	6	IN	3418-788-OH	48.00	11.5	168.00			O		30	18	
		EX	3418-789-OH	48.00	11.5	168.00	O		O		30	18	
NH220	6	IN	6610-41-4110	42.20	10.2	179.30				O	30	18	
		EX	6610-41-4210	42.20	10.2	179.30	O			O	30	18	
NH250 NT855	6	IN	6710-41-4210	47.60	11.5	179.50				O	30	18	
		EX	6710-41-4210	47.60	11.5	179.50	O			O	30	18	
6D140 陆用	6	IN		52.00	10.0	169.30			O		30	10	
		EX		50.00	10.0	169.30	O		O		45	10	
6D140 海用	6	IN		52.00	10.0	166.30			O		30	10	
		EX		50.00	10.0	166.30	O		O		45	10	

